

MESSRS.

SPECIFICATION FOR APPROVAL

承 認 書

Product	MAGNETIC BUZZER INDICATOR
Part No.	ACB-220
Customer Approval	

Approved By	Checked By	Made By
		工程 許俊程 03-JUN-11



ADVANCED ACOUSTIC TECHNOLOGY CORP.

荳 翔 科 技 股 份 有 限 公 司



2F, No.207, Sec. 6, Chung Shan N. Rd., Taipei, Taiwan, R.O.C.

Tel: +886-2-88665255

Fax: +886-2-88665250

E-mail: aat_mail@seed.net.tw

ACB-220

Items		Units	Specifications	Conditions
01	Rated Voltage	VAC	220	Volts A.C.
02	Operating Voltage	VAC	160-260	Volts A.C
03	Mean Current	mA (Max)	30	Applying rated voltage
04	Direct Current Resistance	Ohm	6500±10%	
05	Sound Output	dB (min)	78	Distance at 10cm, applying rated voltage
06	Operating Temp.	°C	-20 ~ +60	
07	Storage Temp.	°C	-30 ~ +70	
08	Weight	Gram	18	

※Standard Conditions:

Temperature 15 ~ 35°C

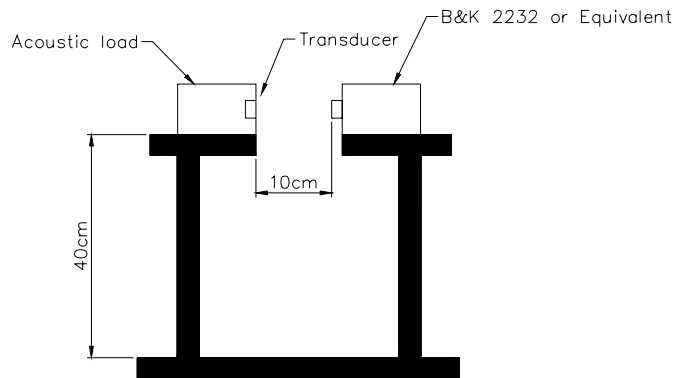
Humidity 25 ~ 80 %

Air pressure 860 ~ 1060 HPa.

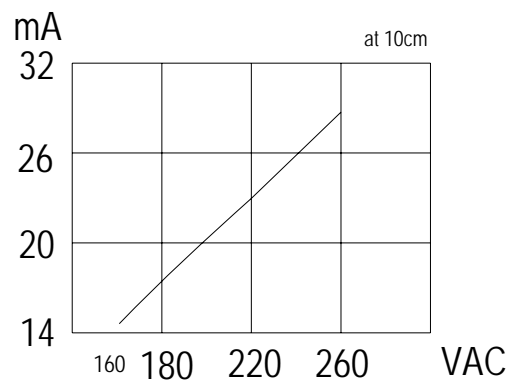
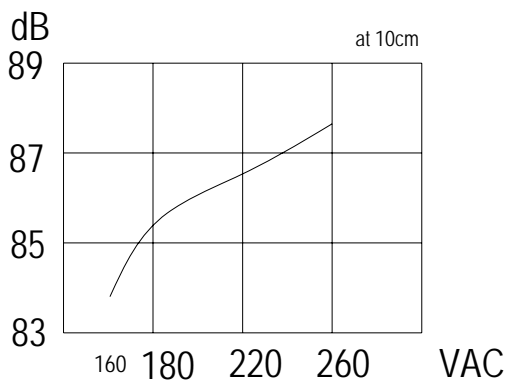
If the result is doubtful, should retested with the conditions below: Temp. 20±2°C, Humidity 60 ~ 70 %, Air pressure 860 ~ 1060 HPa.

※Note: As this product is not protected from foreign material entering, please make sure that any foreign materials(e.g. magnetic powder, washing solved, flux, corrosive gas)do not enter this product in your production processes. The functional degradation(e.g. SPL down)may occur if foreign material enter it.

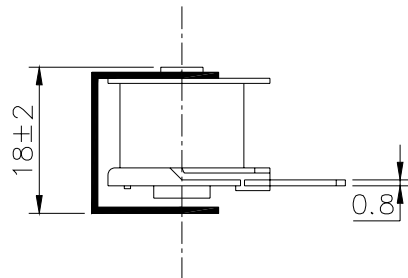
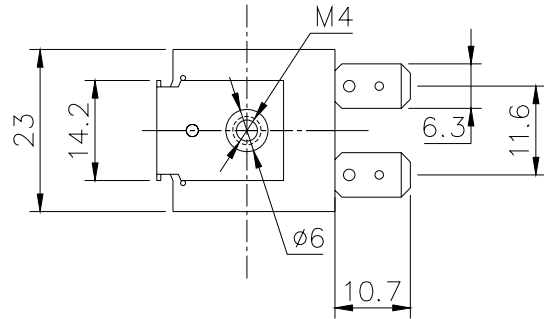
STANDARD TEST FIXTURE



Characteristic



REV NO.	REVISION NOTE	APPROVAL	DATE
---------	---------------	----------	------



TITLE: SOUND TRANSDUCER DIMENSIONS		DRAWN: JOYEN 06/11/2003	SCALE: 2:1	SHEET: 1 of 1
PART NO. ACB-220	1 REV	DESIGNED: R&D OF AAT	UNITS: mm	
DWG NO. DTB-1011		CHECKED:	TOLERANCE ± 0.5	
		APPROVAL:	UNLESS OTHERWISE SPECIFIED: ONE PLACE DECIMAL ± *** TWO PLACE DECIMAL ± *** THREE PLACE DECIMAL ± ***	
		MATERIAL:		



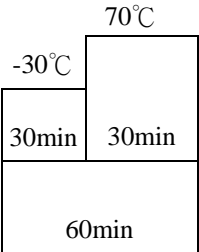
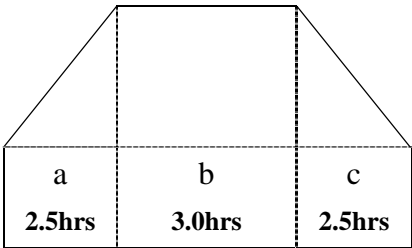
苙翔科技股份有限公司
ADVANCED ACOUSTIC TECHNOLOGY CORPORATION

ADVANCED ACOUSTIC TECHNOLOGY CORP.

苙翔科技股份有限公司

RELIABILITY TEST

ACB-220

Item	Test conditions	Evaluation standard
01 High temp. Storage life	The part shall be capable of withstanding a storage Temperature of 70°C for 96 hours.	After the test the part shall meet specifications without Any degradation and performance except S.P.L S.P.L shall be 70dB or more.
02 Low temp. Storage life	The part shall be capable of withstanding a storage Temperature of -30°C for 96 hours.	
03 Temp. cycle	The part shall be subjected 10 cycles. One cycle shall consist of; <div style="text-align: center;">  <p>The diagram shows a rectangular cycle with a total width of 60min. The top edge is divided into two segments of 30min each. The left segment is labeled -30°C and the right segment is labeled 70°C.</p> </div>	
04 Temp./Humidity cycle	The part shall be subjected 10 cycles. One cycle shall be 8 hours and consist of; <div style="text-align: center;">  <p>The diagram shows a trapezoidal cycle. The bottom edge is divided into three segments: 'a' (2.5hrs), 'b' (3.0hrs), and 'c' (2.5hrs). The left and right sides are sloped, connecting 25°C at the bottom to 95°C at the top. The top edge is a horizontal line at 95°C. Below the diagram, it specifies: a,b:90~98%RH and c :80~98%RH.</p> </div>	

ADVANCED ACOUSTIC TECHNOLOGY CORP.

苙翔科技股份有限公司

RELIABILITY TEST

ACB-220

Item	Test conditions	Evaluation standard
05 Vibration	The part shall be subjected to a vibration cycle of 10Hz to 55Hz to 10Hz in a period of 1 minute. Total peak amplitude shall be 1.52mm (9.3G). The vibration test shall consist of 2 hours per plane in each three mutually perpendicular planes for a total time Of 6 hours.	After the test the part shall meet specifications without Any degradation and performance except S.P.L S.P.L shall be 70dB or more.
06 Fixed drop	The part shall be mounted on 100g jig(standard pc board) and dropped from a height of 152cm onto a concrete floor 5 times in each 6 planes. (a total of 30 times)	
07 Free drop	The part only shall be dropped from a height of 75cm onto a 40mm thick wooden board 3 times in 3 axes (X.Y.Z). (a total of 9 times).	
08 Operating life	1. Ordinary temperature The part shall be subjected to 1000 hours at room temperature ($25 \pm 10^{\circ}\text{C}$) with 220VAC applied. 2. High temperature The part shall be subjected to 500 hours at 60°C with 220VAC applied. 3. Low temperature The part shall be subjected to 500 hours at -20°C with 220VAC applied.	