

MESSRS.

SPECIFICATION FOR APPROVAL

承 認 書

Product	MAGNETIC BUZZER
Part No.	AS-1204B-P2
Customer Approval	

Approved By	Checked By	Made By



ADVANCED ACOUSTIC TECHNOLOGY CORP.

苙 翔 科 技 股 份 有 限 公 司



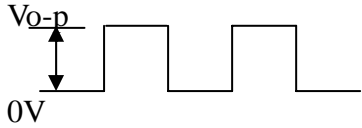
4F, No.238, Sec. 6, Chung Shan N. Rd., Taipei, Taiwan, R.O.C.

Tel: +886-2-88665255

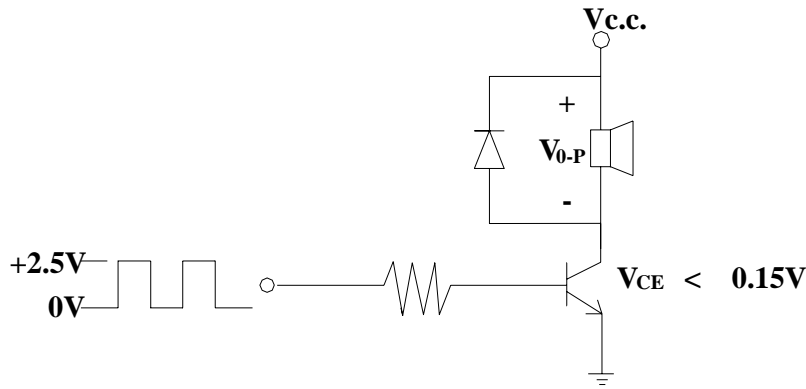
Fax: +886-2-88665250

E-mail: aat_mail@seed.net.tw

AS-1204B-P2

Items		Units	Specifications				Conditions
01	Rated Voltage	Vo-p	3.5				
02	Operating Voltage	Vo-p	2.0~5.0				
03	Mean Current	mA (Max)	30				Applying rated voltage, rated frequency Square wave, 1/2 duty subject to standard state.
04	Direct Current Resistance	Ohm	42± 6				
05	Sound Output	dBA (min)	75				Distance at 10cm, applying rated voltage, rated frequency square wave, 1/2 duty subject to standard state.
06	Rated Frequency	Hz	2048				
07	Operating Temp.	°C	-40 ~ +85				
08	Storage Temp.	°C	-50 ~ +95				
09	Dimension	mm	Φ	12	Height	5.5	See attached drawing.
10	Weight	Gram	2.0				
11	Terminal		Two Crook Pins				See attached drawing.

※Standard Drive Circuit:



※Standard Conditions:

Temperature 15 ~ 35°C

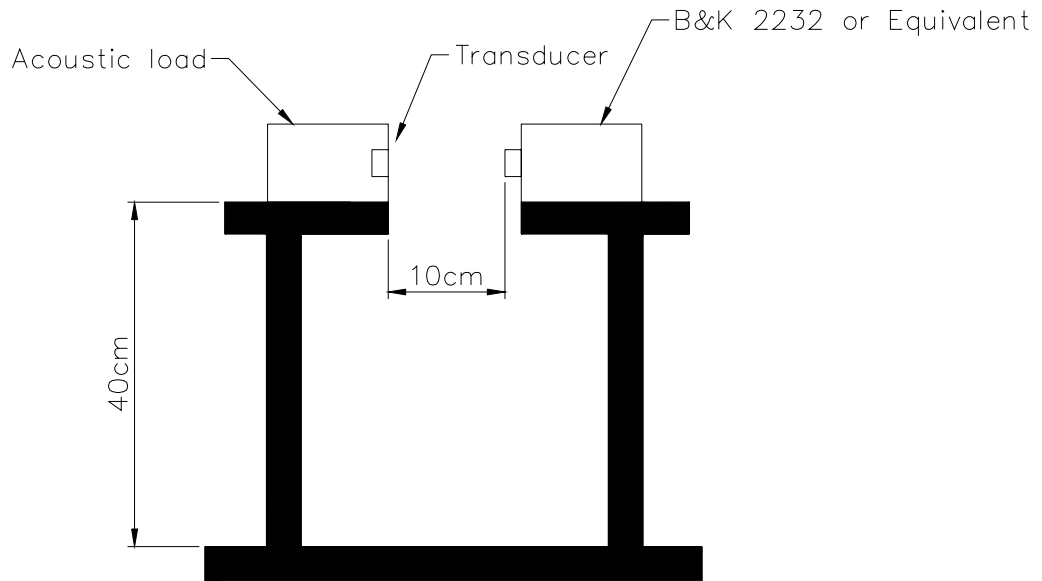
Humidity 25 ~ 80 %

Air pressure 860 ~ 1060 HPa.

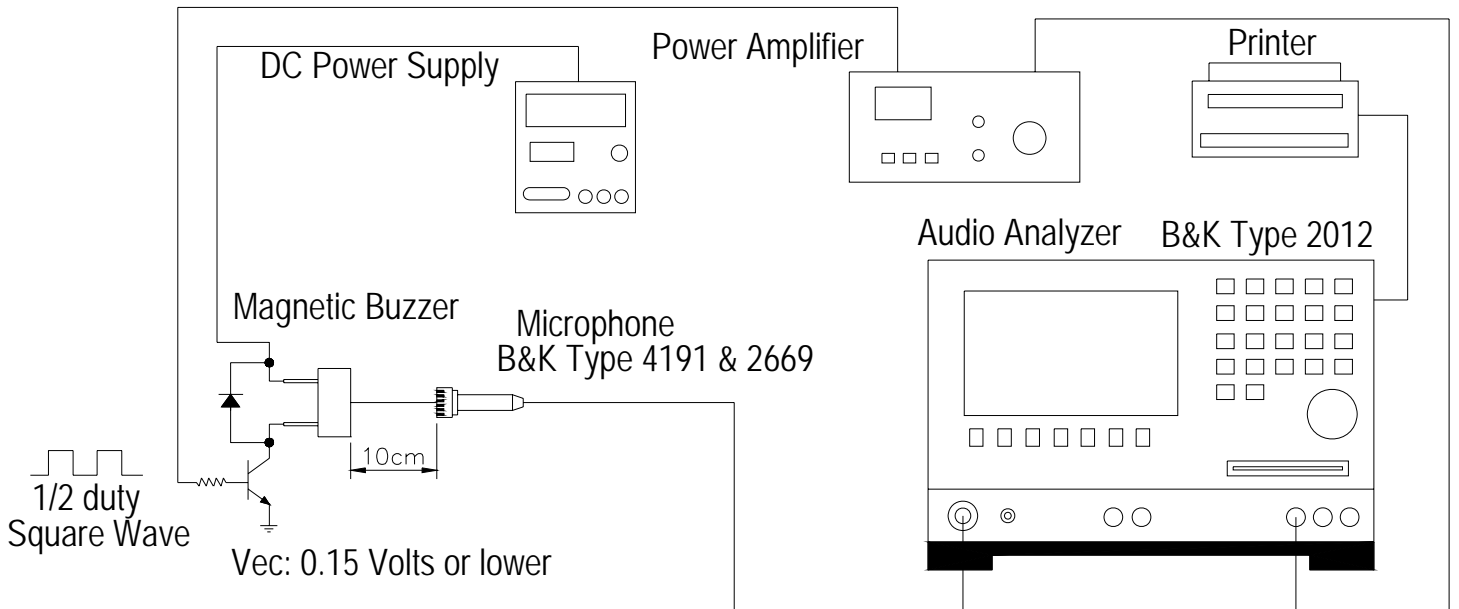
If the result is doubtful, should retested with the conditions below: Temp. 20±2°C, Humidity 60 ~ 70 %, Air pressure 860 ~ 1060 HPa.

※Note: As this product is not protected from foreign material entering, please make sure that any foreign materials (e.g. magnetic powder, washing solvent, flux, corrosive gas) do not enter this product in your production processes. The functional degradation (e.g. SPL down) may occur if foreign material enters it.

STANDARD TEST FIXTURE



Standard test condition of magnetic buzzer

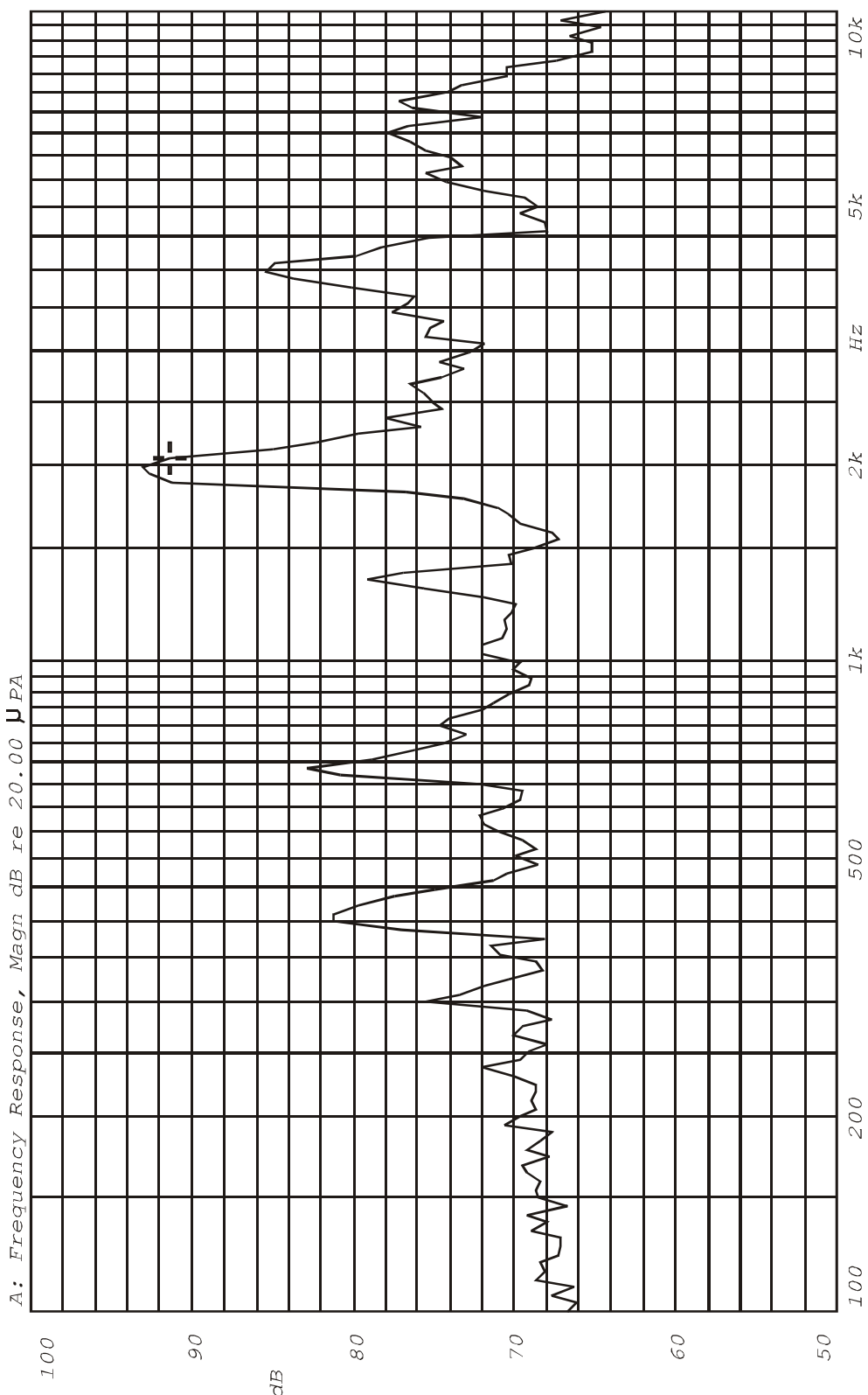


X:2.0535kHz

Y:91.43dB

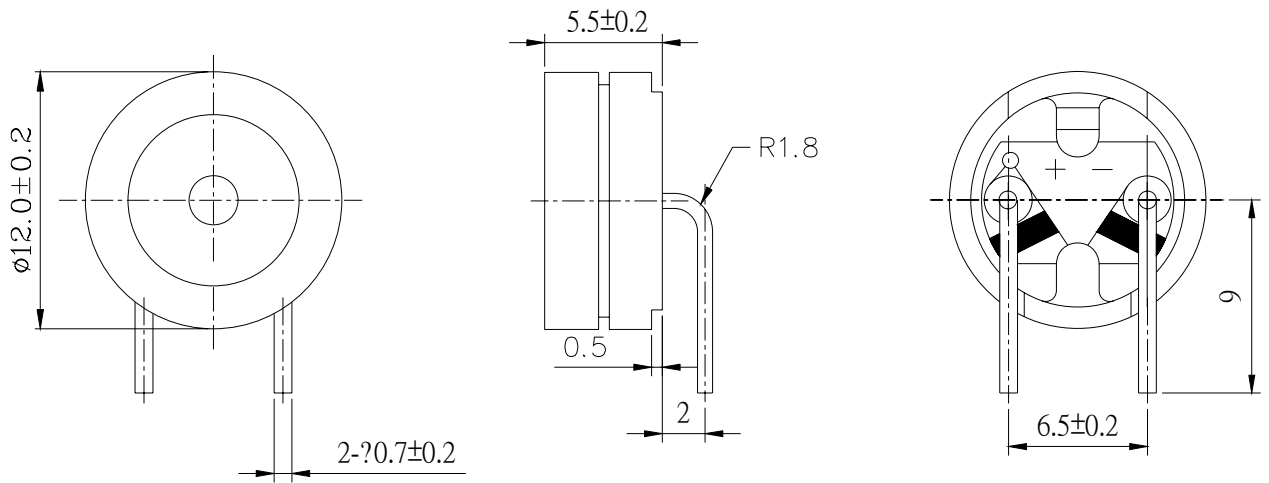
ZA:Live Curve

SSR T. RMS



Mode: SSR

REV NO.	REVISION NOTE	APPROVAL	DATE
---------	---------------	----------	------



TITLE: SOUND TRANSDUCER DIMENSIONS		DRAWN: Milton 02/07/2002	SCALE: 3/1	SHEET: 1 OF 1
PART NO. AS-1204B-P2	1	DESIGNED: R&D OF AAT	UNITS: mm	
DWG NO. DTE-2026		CHECKED:	TOLERANCE ± 0.5	
	REV	APPROVAL:	UNLESS OTHERWISE SPECIFIED:	
		MATERIAL: NORYL	ONE PLACE DECIMAL \pm ***	
			TWO PLACE DECIMAL \pm ***	
			THREE PLACE DECIMAL \pm ***	



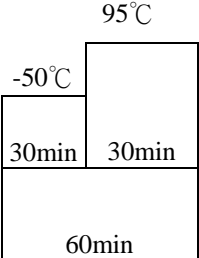
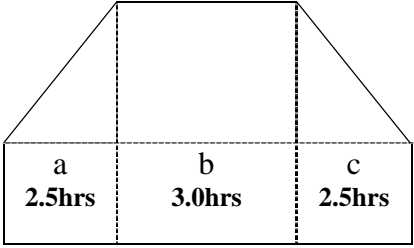
苙翔科技股份有限公司
 ADVANCED ACOUSTIC TECHNOLOGY CORPORATION

ADVANCED ACOUSTIC TECHNOLOGY CORP.

苙翔科技股份有限公司

RELIABILITY TEST

AS-1204B-P2

Item	Test conditions	Evaluation standard
01 High temp. Storage life	The part shall be capable of withstanding a storage Temperature of 95°C for 96 hours.	After the test the part shall meet specifications without Any degrance and performance except S.P.L S.P.L shall be 67dB or more.
02 Low temp. Storage life	The part shall be capable of withstanding a storage Temperature of -50°C for 96 hours.	
03 Temp. cycle	The part shall be subjected 10 cycles. One cycle shall consist of; <div style="text-align: center;">  <p>The diagram shows a rectangular cycle. The bottom horizontal segment is labeled '60min'. The top horizontal segment is split into two equal parts, each labeled '30min'. The left vertical segment is labeled '-50°C' and the right vertical segment is labeled '95°C'.</p> </div>	
04 Temp./Humidity cycle	The part shall be subjected 10 cycles. One cycle shall be 8 hours and consist of; <div style="text-align: center;">  <p>The diagram shows a trapezoidal cycle. The bottom horizontal segment is divided into three parts: 'a' (2.5hrs), 'b' (3.0hrs), and 'c' (2.5hrs). The left vertical segment is labeled '25°C' and the top horizontal segment is labeled '95°C'. Dashed vertical lines separate the segments.</p> <p>a,b:90~98%RH c :80~98%RH</p> </div>	

ADVANCED ACOUSTIC TECHNOLOGY CORP.

苙翔科技股份有限公司

RELIABILITY TEST

AS-1204B-P2

Item	Test conditions	Evaluation standard
05 Vibration	The part shall be subjected to a vibration cycle of 10Hz to 55Hz to 10Hz in a period of 1 minute. Total peak amplitude shall be 1.52mm (9.3G). The vibration test shall consist of 2 hours per plane in each three mutually perpendicular planes for a total time Of 6 hours.	After the test the part shall meet specifications without Any degrading and performance except S.P.L S.P.L shall be 67dB or more.
06 Fixed drop	The part shall be mounted on 100g jig(standard pc board) and dropped from a height of 152cm onto a concrete floor 5 times in each 6 planes. (a total of 30 times)	
07 Free drop	The part only shall be dropped from a height of 75cm onto a 40mm thick wooden board 3 times in 3 axes (X.Y.Z). (a total of 9 times).	
08 Operating life	<ol style="list-style-type: none">1. Ordinary temperature The part shall be subjected to 1000 hours at room temperature ($25 \pm 10^{\circ}\text{C}$) with 3.5V 2048Hz applied.2. High temperature The part shall be subjected to 500 hours at 85°C with 3.5V, 2048Hz applied.3. Low temperature The part shall be subjected to 500 hours at -40°C with 3.5V, 2048Hz applied.	