

# *MESSRS.*

---

## SPECIFICATION FOR APPROVAL

## 承 認 書

|                   |                           |
|-------------------|---------------------------|
| Product           | MAGNETIC BUZZER INDICATOR |
| Part No.          | AX-1205-P3                |
| Customer Approval |                           |

| Approved By | Checked By | Made By |
|-------------|------------|---------|
|             |            |         |



**ADVANCED ACOUSTIC TECHNOLOGY CORP.**

**苙 翔 科 技 股 份 有 限 公 司**



ISO 9001 Certified

2F, No.207, Sec. 6, Chung Shan N. Rd., Taipei, Taiwan, R.O.C.

Tel: +886-2-88665255

Fax: +886-2-88665250

# AX-1205-P3

| Items |                           | Units        | Specifications |    |        |     | Conditions                              |
|-------|---------------------------|--------------|----------------|----|--------|-----|---|
| 01    | Rated Voltage             | VDC          | 5              |    |        |     | Volts D.C.                              |
| 02    | Operating Voltage         | VDC          | 3 ~7           |    |        |     | Volts D.C                               |
| 03    | Mean Current              | mA<br>(Max)  | 30             |    |        |     | Applying rated voltage                  |
| 04    | Direct Current Resistance | Ohm          | None           |    |        |     |   |
| 05    | Sound Output              | dBA<br>(min) | 85             |    |        |     | Distance at 10cm,applying rated voltage |
| 06    | Basic Frequency           | Hz           | 3100± 300      |    |        |     |   |
| 07    | Operating Temp.           | °C           | -40 ~ +85      |    |        |     |   |
| 08    | Storage Temp.             | °C           | -50 ~ +95      |    |        |     |   |
| 09    | Dimension                 | mm           | Φ              | 12 | Height | 7.5 | See attached drawing.                   |
| 10    | Weight                    | Gram         | 2              |    |        |     |   |
| 11    | Terminal                  |              | Two PIN        |    |        |     | See attached drawing.                   |

※Standard Conditions:

Temperature 15 ~ 35°C

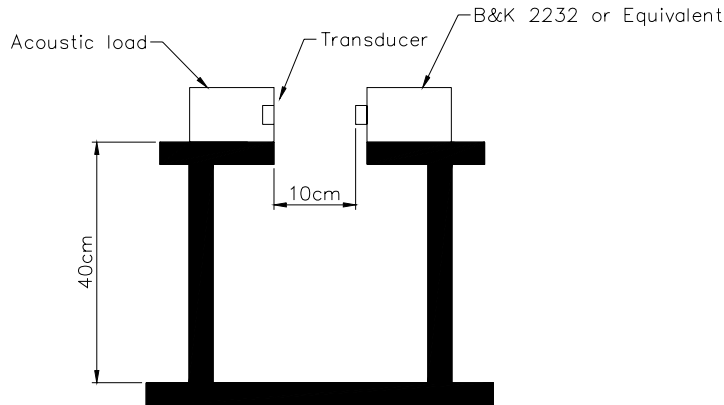
Humidity 25 ~ 80 %

Air pressure 860 ~ 1060 HPa.

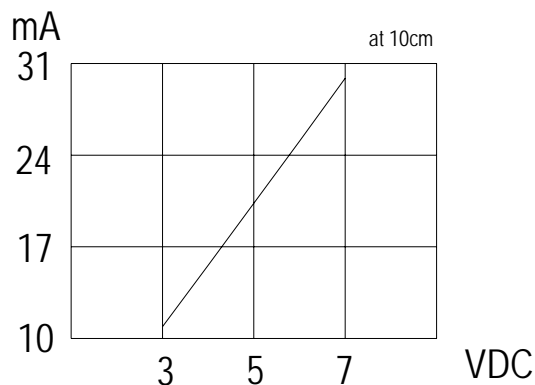
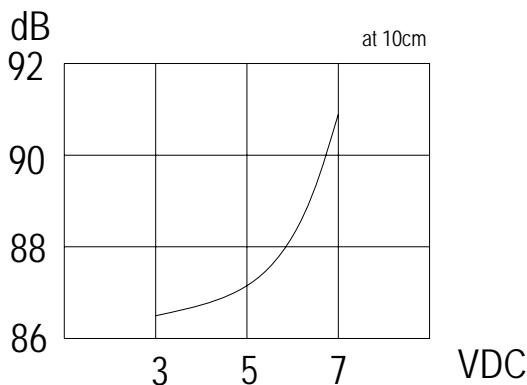
If the result is doubtful, should retested with the conditions below: Temp. 20±2°C ,Humidity 60 ~ 70 % ,  
Air pressure 860 ~ 1060 HPa.

※Note: As this product is not protected from foreign material entering, please make sure that any foreign materials(e.g. magnetic powder, washing solved, flux, corrosive gas)do not enter this product in your production processes. The functional degradation(e.g. SPL down)may occur if foreign material enter it.

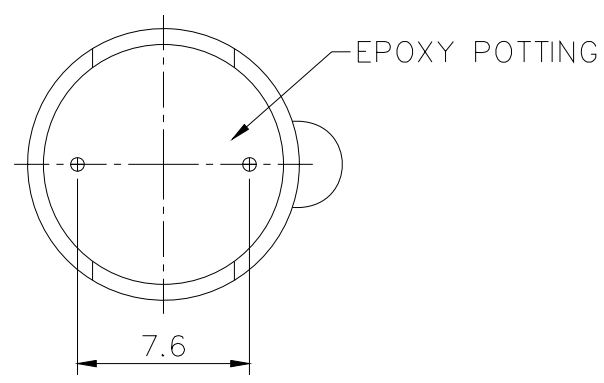
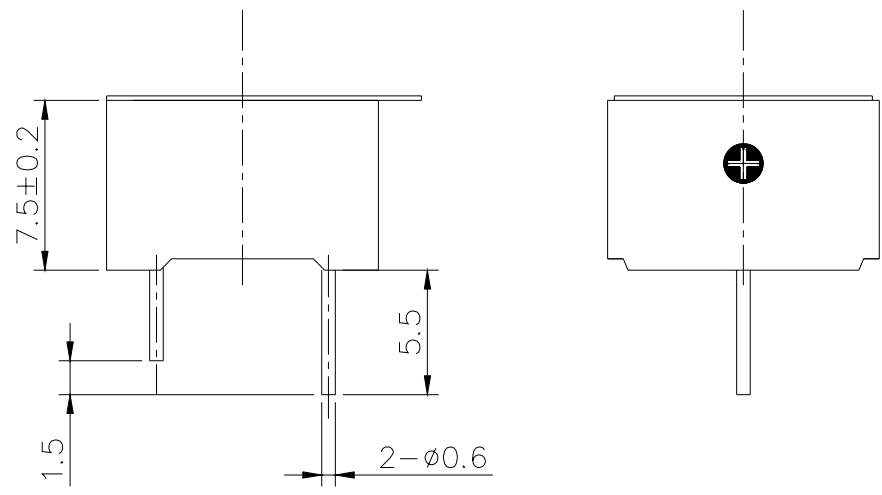
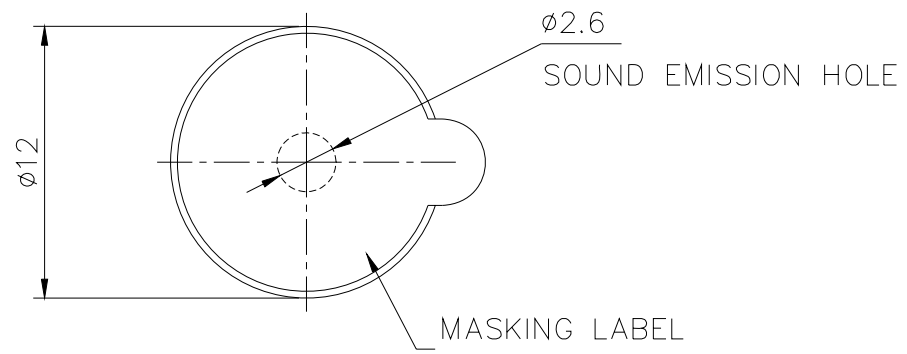
## STANDARD TEST FIXTURE



## Characteristic



|         |               |          |      |
|---------|---------------|----------|------|
| REV NO. | REVISION NOTE | APPROVAL | DATE |
|---------|---------------|----------|------|



|                                    |   |                                |  |               |
|------------------------------------|---|--------------------------------|--|---------------|
| TITLE: SOUND TRANSDUCER DIMENSIONS |   | DRAWN: <i>JOYEN</i> 06/18/2003 | SCALE: 3/1   | SHEET: 1 of 1 |
| PART NO. AX-1205-P3                | 1 | DESIGNED: R&D OF AAT           | UNITS: mm  |               |
| DWG NO. DTT-2084                   |   | CHECKED:                       | TOLERANCE ± 0.5  |               |
| REV                                |   | APPROVAL:                      | UNLESS OTHERWISE SPECIFIED:<br>ONE PLACE DECIMAL ± ***<br>TWO PLACE DECIMAL ± ***<br>THREE PLACE DECIMAL ± *** |               |
|                                    |   | MATERIAL: NORYL                |  |               |



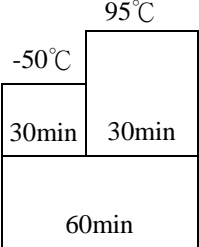
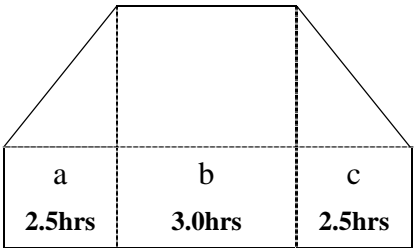
**苙翔科技股份有限公司**  
 ADVANCED ACOUSTIC TECHNOLOGY CORPOATION

# ADVANCED ACOUSTIC TECHNOLOGY CORP.

## 苙翔科技股份有限公司

### RELIABILITY TEST

#### AX-1205-P3

| Item                                     | Test conditions  | Evaluation standard  |
|--|--|--|
| 01<br><b>High temp.<br/>Storage life</b> | The part shall be capable of withstanding a storage Temperature of 95°C for 96 hours.  | After the test the part shall meet specifications without Any degradation and performance except S.P.L<br>S.P.L shall be 77dB or more. |
| 02<br><b>Low temp.<br/>Storage life</b>  | The part shall be capable of withstanding a storage Temperature of -50°C for 96 hours.   |  |
| 03<br><b>Temp.cycle</b>                  | The part shall be subjected 10 cycles. One cycle shall consist of;    |  |
| 04<br><b>Temp./Humidity<br/>cycle</b>    | The part shall be subjected 10 cycles. One cycle shall be 8 hours and consist of;  <p style="text-align: center;">a,b:90~98%RH<br/>c :80~98%RH</p> |  |

# ADVANCED ACOUSTIC TECHNOLOGY CORP.

## 苙翔科技股份有限公司

### RELIABILITY TEST

#### AX-1205-P3

| Item                     | Test conditions   | Evaluation standard  |
|--------------------------|---|--|
| <b>05 Vibration</b>      | The part shall be subjected to a vibration cycle of 10Hz to 55Hz to 10Hz in a period of 1 minute. Total peak amplitude shall be 1.52mm (9.3G). The vibration test shall consist of 2 hours per plane in each three mutually perpendicular planes for a total time<br>Of 6 hours.  | After the test the part shall meet specifications without Any degradation and performance except S.P.L<br>S.P.L shall be 77dB or more. |
| <b>06 Fixed drop</b>     | The part shall be mounted on 100g jig(standard pc board) and dropped from a height of 152cm onto a concrete floor 5 times in each 6 planes.<br>(a total of 30 times)  |  |
| <b>07 Free drop</b>      | The part only shall be dropped from a height of 75cm onto a 40mm thick wooden board 3 times in 3 axes (X.Y.Z).<br>(a total of 9 times).   |  |
| <b>08 Operating life</b> | 1. Ordinary temperature<br>The part shall be subjected to 1000 hours at room temperature ( $25 \pm 10^{\circ}\text{C}$ ) with 5V applied.<br>2. High temperature<br>The part shall be subjected to 500 hours at $85^{\circ}\text{C}$ with 5V applied.<br>3. Low temperature<br>The part shall be subjected to 500 hours at $-40^{\circ}\text{C}$ with 5V applied. |  |