

MESSRS.

SPECIFICATION FOR APPROVAL

承 認 書

Product	MAGNETIC BUZZER(INDICATOR)
Part No.	AX-1212-P1A (RoHS)
Customer Approval	

Approved By	Checked By	Made By



ADVANCED ACOUSTIC TECHNOLOGY CORP.

苙 翔 科 技 股 份 有 限 公 司



ISO 9001 Certified

4F, No.238, Sec. 6, Chung Shan N. Rd., Taipei, Taiwan, R.O.C.

Tel: +886-2-88665255

Fax: +886-2-88665250

E-mail: aat_mail@seed.net.tw

AX-1212-P1A

Items		Units	Specifications				Conditions
01	Rated Voltage	Vdc	12.0				Volts D.C.
02	Operating Voltage	Vdc	8.0~16.0				Volts D.C.
02	Mean Current	mA (Max)	30				Applying rated voltage.
03	Direct Current Resistance	Ohm	None				
04	Sound Output	dBA (min)	90				Distance at 10cm,applying rated voltage
05	Basic Frequency	Hz	2300 ± 300				
06	Operating Temp.	°C	-40 ~ +85				
07	Storage Temp.	°C	-50 ~ +95				
08	Dimension	mm	Φ	12	Height	9.5	See attached drawing.
09	Weight	Gram	2.0				
10	Terminal		Two Pins				See attached drawing.

※Standard Conditions:

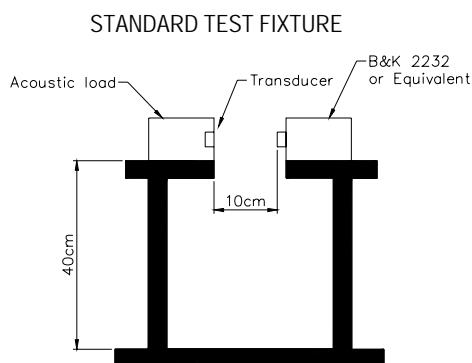
Temperature 15 ~ 35°C

Humidity 25 ~ 80 %

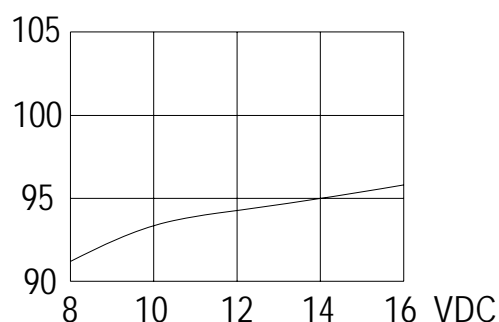
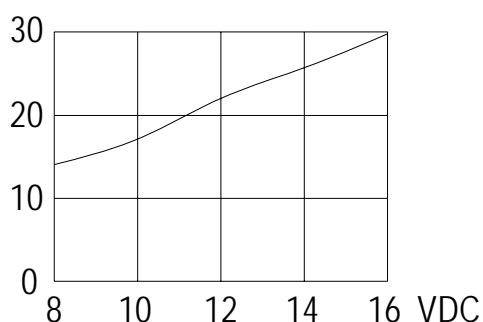
Air pressure 860 ~ 1060 HPa.

If the result is doubtful, should retested with the conditions below: Temp. 20±2°C, Humidity 60 ~ 70 %, Air pressure 860 ~ 1060 HPa.

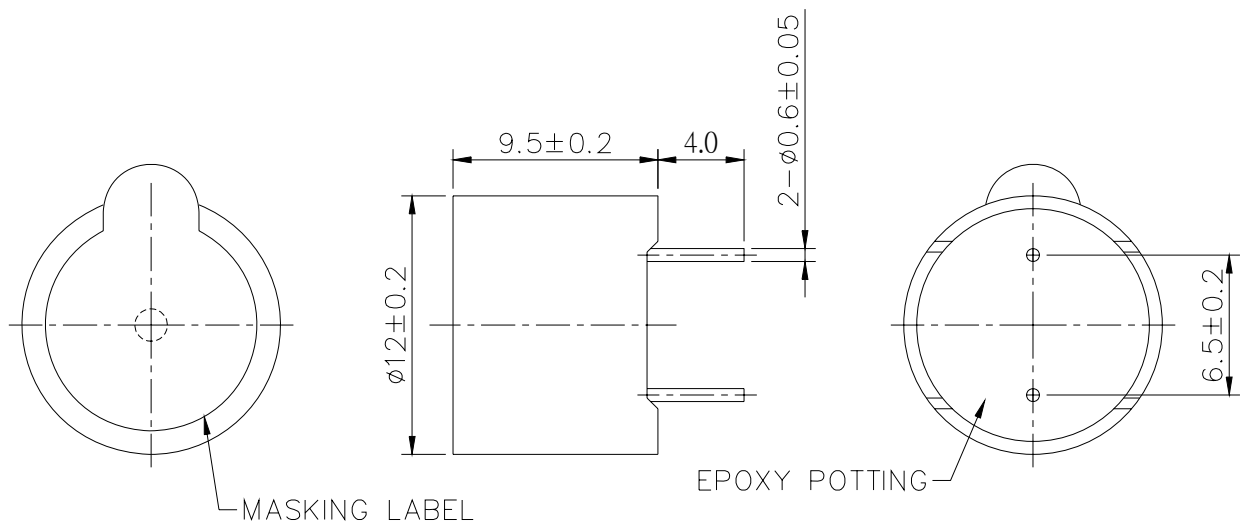
※Note: As this product is not protected from foreign material entering, please make sure that any foreign materials(e.g. magnetic powder, washing solvend, flux, corrosive gas)do not enter this product in your production processes. The functional degradation(e.g. SPL down)may occur if foreign material enter it.



characteristic



REV NO.	REVISION NOTE	APPROVAL	DATE
---------	---------------	----------	------



TITLE: SOUND TRANSDUCER DIMENSIONS		DRAWN: <i>Milton</i> 01/29/2002	SCALE: 3/1	SHEET: 1 OF 1
PART NO. AX-1212-P1A	1	DESIGNED: R&D OF AAT	UNITS: mm	
DWG NO. DTT-2022		CHECKED:	TOLERANCE ± 0.5	
	REV	APPROVAL:	UNLESS OTHERWISE SPECIFIED:	
		MATERIAL: NORYL	ONE PLACE DECIMAL ± ***	
			TWO PLACE DECIMAL ± ***	
			THREE PLACE DECIMAL ± ***	



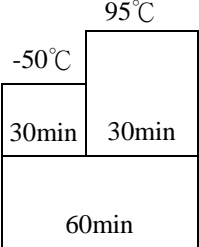
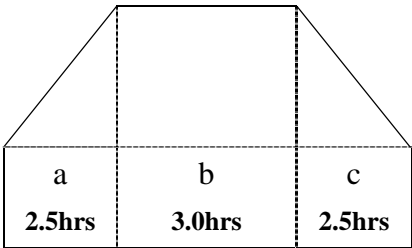
苙翔科技股份有限公司
ADVANCED ACOUSTIC TECHNOLOGY CORPOATION

ADVANCED ACOUSTIC TECHNOLOGY CORP.

苙翔科技股份有限公司

RELIABILITY TEST

AX-1212-P1A

Item	Test conditions	Evaluation standard
01 High temp. Storage life	The part shall be capable of withstanding a storage Temperature of 95°C for 96 hours.	After the test the part shall meet specifications without Any degrance and performance except S.P.L S.P.L shall be 82dB or more.
02 Low temp. Storage life	The part shall be capable of withstanding a storage Temperature of -50°C for 96 hours.	
03 Temp.cycle	The part shall be subjected 10 cycles. One cycle shall consist of; <div style="text-align: center;">  <p>The diagram shows a rectangular cycle with a total width of 60min. The left half (30min) is at -50°C and the right half (30min) is at 95°C.</p> </div>	
04 Temp./Humidity cycle	The part shall be subjected 10 cycles. One cycle shall be 8 hours and consist of; <div style="text-align: center;">  <p>The diagram shows a trapezoidal cycle. The bottom is at 25°C and the top is at 95°C. The cycle is divided into three segments: 'a' (2.5hrs), 'b' (3.0hrs), and 'c' (2.5hrs). Below the diagram, it specifies: a,b:90~98%RH and c :80~98%RH.</p> </div>	

ADVANCED ACOUSTIC TECHNOLOGY CORP.

苙翔科技股份有限公司

RELIABILITY TEST

AX-1212-P1A

Item	Test conditions	Evaluation standard
05 Vibration	The part shall be subjected to a vibration cycle of 10Hz to 55Hz to 10Hz in a period of 1 minute. Total peak amplitude shall be 1.52mm (9.3G). The vibration test shall consist of 2 hours per plane in each three mutually perpendicular planes for a total time Of 6 hours.	After the test the part shall meet specifications without Any degrance and performance except S.P.L S.P.L shall be 82dB or more.
06 Fixed drop	The part shall be mounted on 100g jig(standard pc board) and dropped from a height of 152cm onto a concrete floor 5 times in each 6 planes. (a total of 30 times)	
07 Free drop	The part only shall be dropped from a height of 75cm onto a 40mm thick wooden board 3 times in 3 axes (X.Y.Z). (a total of 9 times).	
08 Operating life	1. Ordinary temperature The part shall be subjected to 1000 hours at room temperature ($25 \pm 10^{\circ}\text{C}$)with 12V 2300Hz applied. 2. High temperature The part shall be subjected to 500 hours at 85°C with 12V, 2300Hz applied. 3. Low temperature The part shall be subjected to 500 hours at -40°C with 12V, 2300Hz applied.	