

MESSRS.

SPECIFICATION FOR APPROVAL

承 認 書

Product	ELECTRET CONDENSER MICROPHONE
Part No.	AMB-O45M40-NA
Customer Approval	

Approved By	Checked By	Made By



ADVANCED ACOUSTIC TECHNOLOGY CORP.

荳 翔 科 技 股 份 有 限 公 司



ISO 9001 Certified

2F, No.207, Sec. 6, Chung Shan N. Rd., Taipei, Taiwan, R.O.C.

Tel: +886-2-88665255

Fax: +886-2-88665250

E-mail: aat_mail@seed.net.tw

SPECIFICATIONS

01	Electret Type	Back type
02	Sensitivity	-40±3dB (0dB=1V/Pa,1KHz)
03	Output Impedance (Max)	2.2KΩ
04	Directivity	Omnidirectional
05	Frequency Range	70-20,000Hz
06	Max. Operation Voltage	10V
07	Standard Operation Voltage	2.0V
08	Current Consumption	Max.0.5mA
09	Sensitivity Reduction	Within -3dB 0dB=1V/Pa,1KHz Vs=2.0 to 1.5V
10	S/N Ratio	> 56dB
11	Operating Temperature	-25~+70°C
12	Storage Temperature	-40~+70°C

Standard Conditions:

Generally Temperature 15~35°C

Generally Humidity 45~85%

Generally Atmospheric Pressure 860~1060hpa

Basic Test Conditions:

Temperature 20±2°C

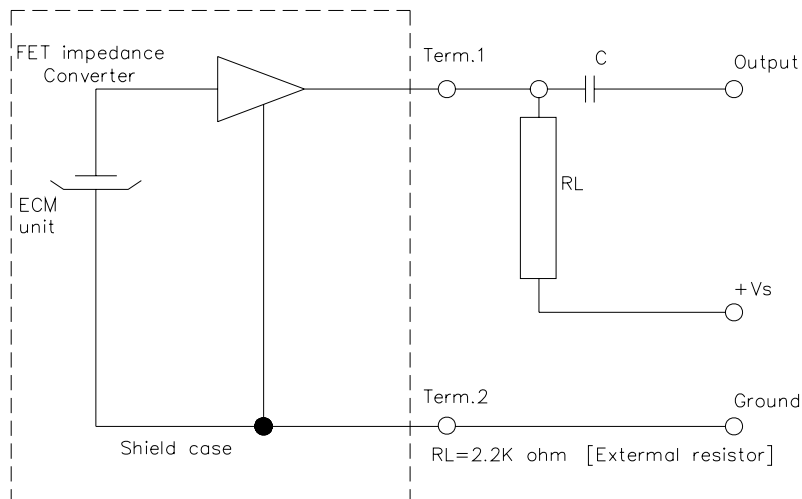
Humidity 60~70%

Generally Atmospheric Pressure 860~1060hpa

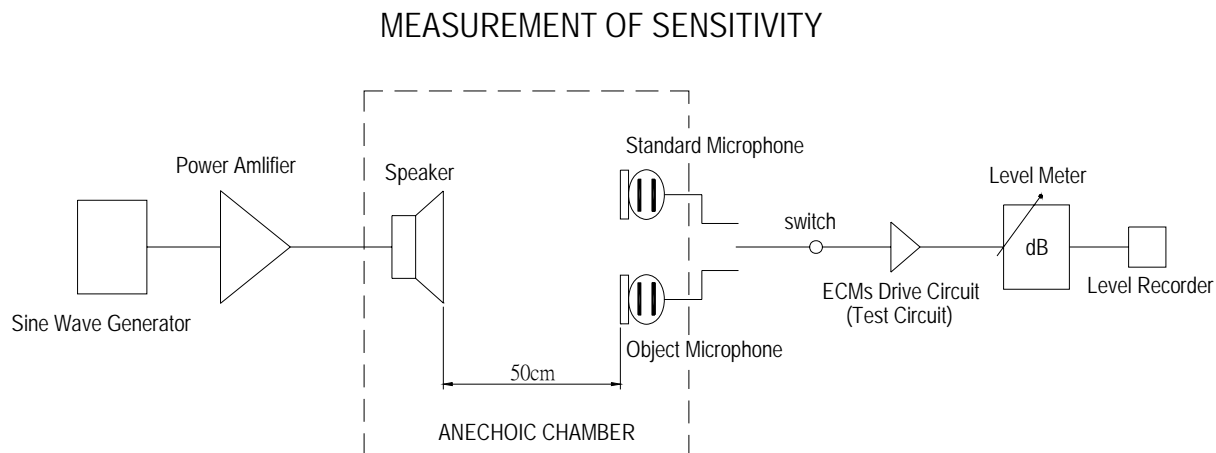
Electrical Characteristics Test Condition:

Vs=2.0V RL=2.2KΩ Te=20°C R.H.=60%

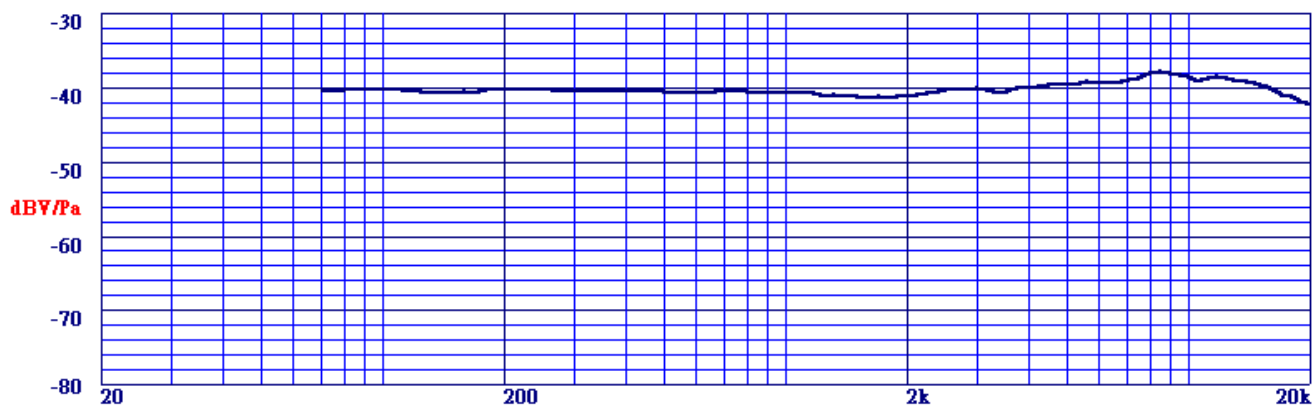
Standard Test Circuit



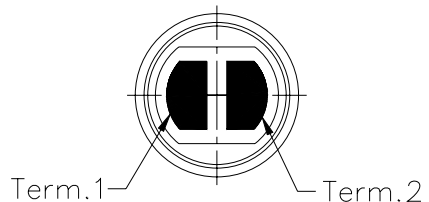
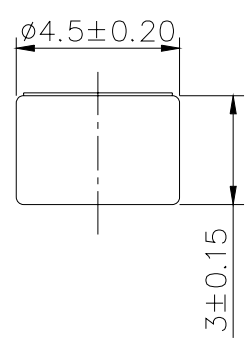
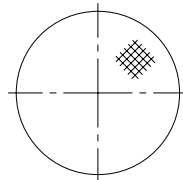
Standard Test Condition Of Microphone



Frequency Response Curve



REV NO.	REVISION NOTE	APPROVAL	DATE
---------	---------------	----------	------



TITLE: MICROPHONE		DRAWN: Milton 05/09/2002	SCALE: 5:1	SHEET: 1 of 1
PART NO. AMB-045M40-NA		DESIGNED: R & D OF AAT	UNITS: mm	
DWG NO. DTM-1243		CHECKED:	TOLERANCE ± 0.2	
		APPROVAL:	UNLESS OTHERWISE SPECIFIED: ONE PLACE DECIMAL \pm *** TWO PLACE DECIMAL \pm *** THREE PLACE DECIMAL \pm ***	
REV	1	MATERIAL: *****		



苙翔科技股份有限公司
 ADVANCED ACOUSTIC TECHNOLOGY CORPORATION

ADVANCED ACOUSTIC TECHNOLOGY CORP.

苙翔科技股份有限公司

RELIABILITY TEST

AMB-O45M40-NA

Item		Test Conditions	Evaluation Standard
01	High Temp. Test	After exposure at 70°C for 100 hours, and expose to room temperature for 6 hours, sensitivity to be within $\pm 3\text{dB}$ from initial sensitivity.	After any tests , the sensitivity to be within $\pm 3\text{dB}$ of initial sensitivity after 3 hours of conditioning at 20°C and shall keep their initial operation and appearance.
02	Low Temp. Test	After exposure at -25°C for 100 hours, and expose to room temperature for 6 hours, sensitivity to be within $\pm 3\text{dB}$ from initial sensitivity.	
03	Temp. Cycle Test	After exposure at 70°C for 1 hour, at room temp. for 1 hour, at -25°C for 1 hour, at room temp. for 1 hour, at 10 cycles, and expose to room temp. for 6 hours, sensitivity to be within $\pm 3\text{dB}$ from initial sensitivity.	
04	Humidity Test	After exposure at 40°C and 90 \pm 5% relative humidity for 240 hours, and expose to room temperature for 6 hours, sensitivity to be within $\pm 3\text{dB}$ from initial sensitivity.	
05	Vibration Test	The microphone unit must be subjected to each 30 minutes vibrations at three axis 3 mm dynamic rang. 1000cycles/minute.	
06	Drop test	The microphone unit without packaged must be subjected to each 3 drops at three axis from the height of 1 meter to 20mm thick hardwood.	
07	Pull Strength Test	The microphone assembly shall suffer no change from a pull strength of 0.5 kg for 3 seconds applied between the connector and the microphone.	
			Application of the "pin" type