

# *MESSRS.*

---

## SPECIFICATION FOR APPROVAL

## 承 認 書

Product	PIEZO BUZZER
Part No.	AZ-1340E-P-LF (RoHS)
Customer Approval	

Approved By	Checked By	Made By
工程部 王台平 JAN-17-2006	工程部 劉民祥 JAN-17-2006	工程部 許俊程 JAN-17-2006



**ADVANCED ACOUSTIC TECHNOLOGY CORP.**

**苙 翔 科 技 股 份 有 限 公 司**



ISO 9001 Certified

2F, No.207, Sec. 6, Chung Shan N. Rd., Taipei, Taiwan

Tel: +886-2-88665255

Fax: +886-2-88665250

<http://www.aatc.com.tw>

# 1. Specifications

AZ-1340E-P-LF

Items		Units	Specifications	Conditions
01	Rated Voltage	Vp-p	10	(square wave)
02	Operating Voltage	Vp-p	3~25	
03	Rated Current	mA(Max)	8	
04	Sound Output At 10cm	dBA(Min)	80	Rated Voltage , Rated Frequency / distance 10cm
05	Resonant Frequency	Hz	4000	
06	Capacitance	pF	12000 ±30%	At 120Hz
07	Operating Temp.	°C	-30 ~ +75	
08	Storage Temp.	°C	-40 ~ +85	
09	Weight	g	1	

## 2. Measuring Method

### 2-1. Test Condition

#### STANDARD

Temperature : 15 ~ 35°C

Relative humidity : 25% ~ 85%,

Atmospheric pressure : 860mbar to 1060mbar.

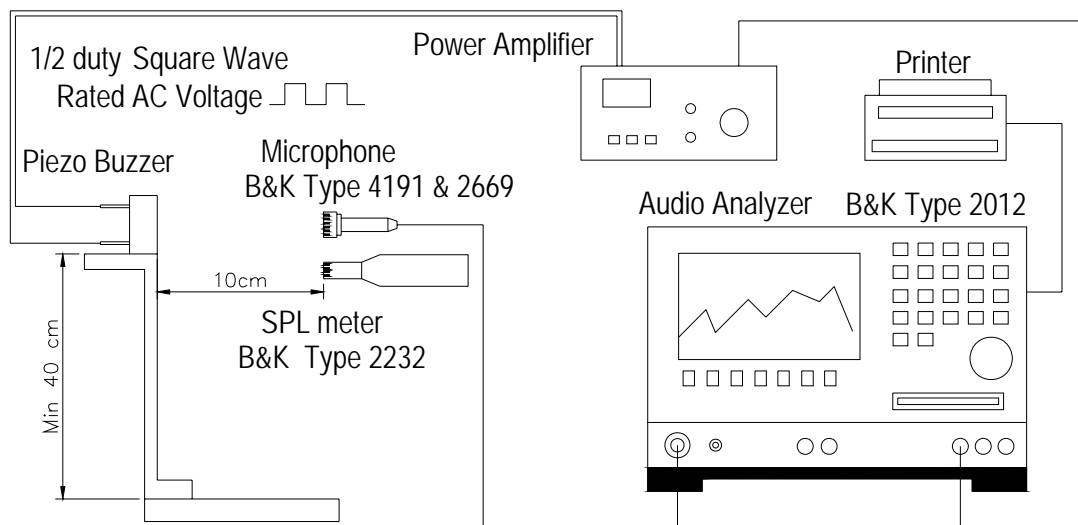
#### JUDGEMENT

Temperature : 20±3°C

Relative humidity : 60% ~ 70%,

Atmospheric pressure : 860mbar to 1060mbar

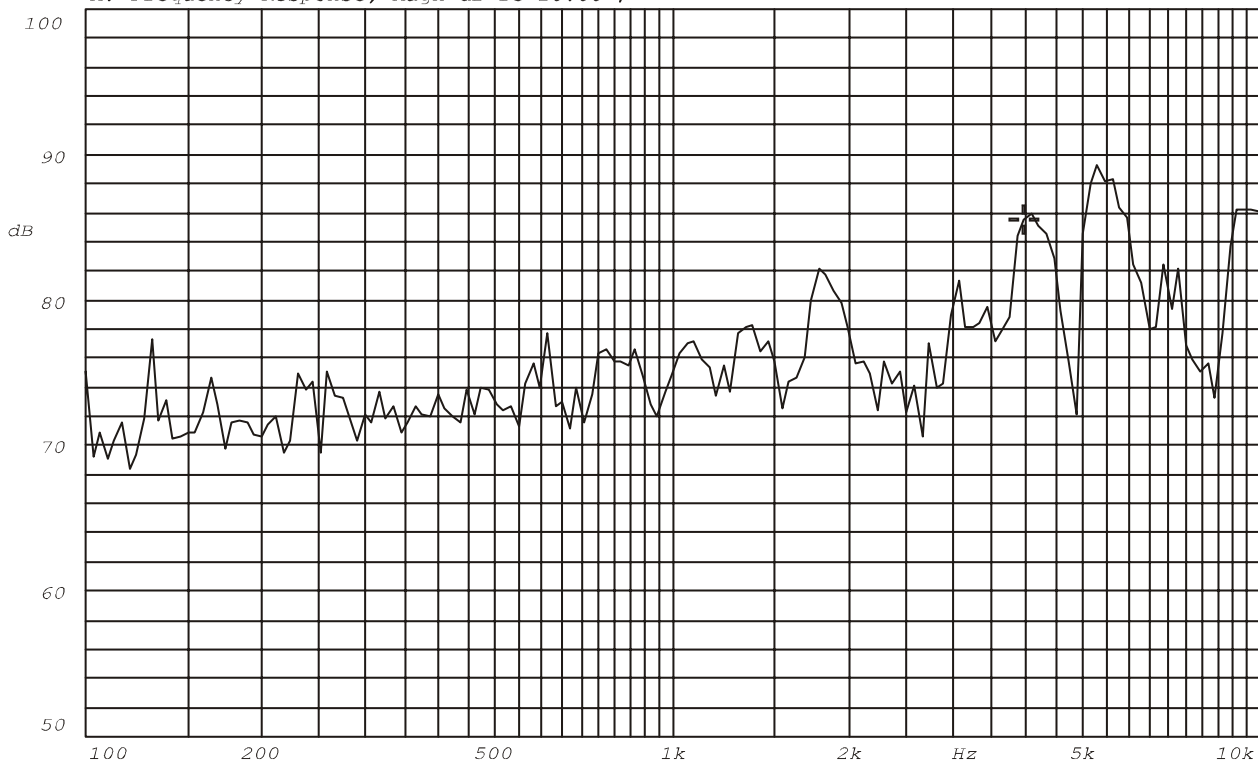
## 2-2. Standard Test Fixture



## 2-3. Frequency Response Curve

X:3.9811kHz Y:85.51dB ZA:Live Curve SSR T. RMS

A: Frequency Response, Magn dB re 20.00  $\mu$ Pa



4.

Mode: SSR

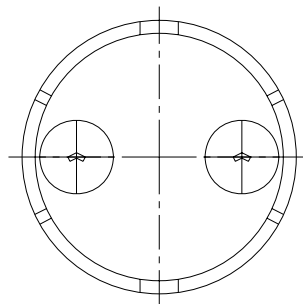
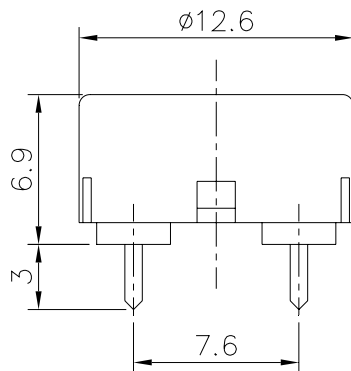
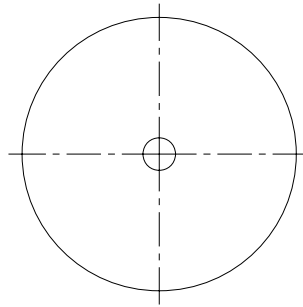


REV NO.

REVISION NOTE

APPROVAL

DATE



TITLE: <i>PIEZO BUZZER</i>		DRAWN: <i>Milton</i> 11/05/2001	SCALE: 3:1	SHEET: 1 of 1
PART NO. <i>AZ-1340E-P-LF</i>		DESIGNED: <i>R &amp; D OF AAT</i>	UNITS: <i>mm</i>	
DWG NO. <i>DTP-1102</i>		CHECKED:	TOLERANCE $\pm 0.5$	
		APPROVAL:	UNLESS OTHERWISE SPECIFIED: ONE PLACE DECIMAL $\pm$ *** TWO PLACE DECIMAL $\pm$ *** THREE PLACE DECIMAL $\pm$ ***	
REV		MATERIAL: <i>ABS</i>		



苙翔科技股份有限公司  
ADVANCED ACOUSTIC TECHNOLOGY CORPORATION

# Reliability Test

Item		Test conditions	Evaluation standard						
01	High temp.Storage life	The part shall be capable of withstanding a storage Temperature of 85°C for 96 hours.	After the test the part shall meet specifications without Any degradation in appearance and performance except S.P.L S.P.L shall be 74dB or more.						
02	Low temp.Storage life	The part shall be capable of withstanding a storage Temperature of -40°C for 96 hours.							
03	Temp. cycle	The part shall be subjected 5 cycles. One cycle shall consist of; <table border="1" style="margin-left: auto; margin-right: auto;"> <tr> <td style="text-align: center;">-40°C</td> <td style="text-align: center;">85°C</td> </tr> <tr> <td style="text-align: center;">30min</td> <td style="text-align: center;">30min</td> </tr> <tr> <td colspan="2" style="text-align: center;">60min</td> </tr> </table>		-40°C	85°C	30min	30min	60min	
-40°C	85°C								
30min	30min								
60min									
04	Temp./Humidity cycle	The part shall be subjected with 90~95% R.H at +40°C for 96 hours.							
05	Free drop	The part only shall be dropped from a height of 75cm onto a 40mm thick wooden board 3 times in 3 axes (X.Y.Z). (a total of 9 times).							
06	Lead Strength	Pull lead with a force of 10N,on the direction of the lead axis for 10 :10±1 sec							
07	Vibration	The part shall be subjected to a vibration cycle of 10Hz to 55Hz to 10Hz in a period of 1 minute. Total peak amplitude shall be 1.52mm (9.3G). The vibration test shall consist of 2 hours per plane in each three mutually perpendicular planes for a total time of 6 hours.							