

MESSRS.

SPECIFICATION FOR APPROVAL

承 認 書

Product	PIEZO BUZZER (EXTERNAL)
Part No.	AZ-1440E-W
Customer Approval	

Approved By	Checked By	Made By
		工程部 許俊程 03-JUN-19



ADVANCED ACOUSTIC TECHNOLOGY CORP.

苙翔科技股份有限公司



ISO 9001 Certified

2F, No.207, Sec. 6, Chung Shan N. Rd., Taipei, Taiwan, R.O.C.

Tel: +886-2-88665255

Fax: +886-2-88665250

E-mail: aat_mail@seed.net.tw

AZ-1440E-W

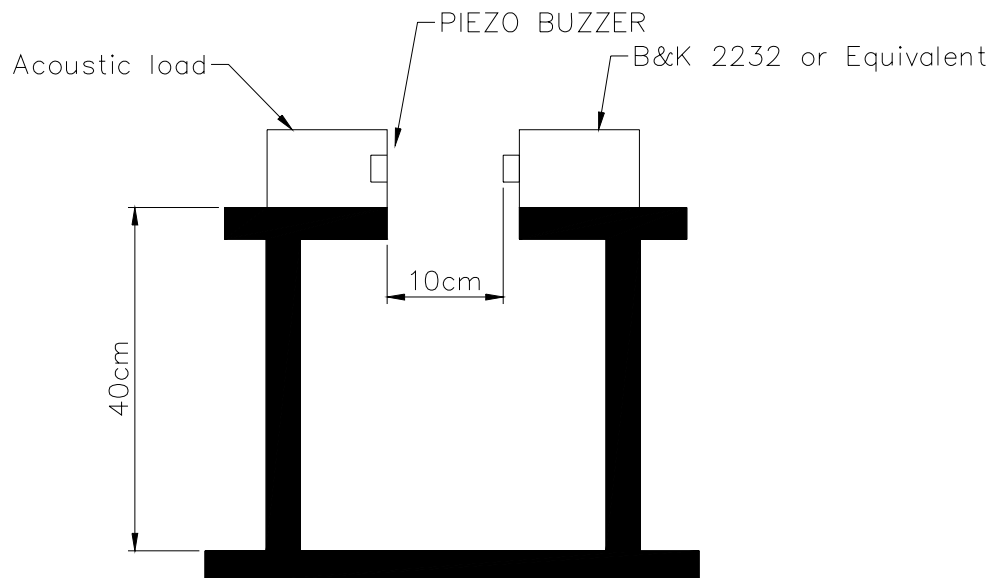
Items		Units	Specifications	Conditions
01	Rated Voltage	Vp-p	10	Square Wave
02	Operating Voltage	Vp-p	1~30	
03	Rated Current	mA(Max)	5	10Vp-p / 4.0KHz
04	Sound Output At 10cm	dBA(Min)	80	At 10Vp-p / 4.0KHz
05	Resonant Frequency	Hz	4000±500	
06	Capacitance at 1KHz	pF	15000±30%	
07	Operating Temp.	°C	-20 ~ +80	
08	Storage Temp.	°C	-30~ +85	
09	Weight	g	1	

Measurement Condition

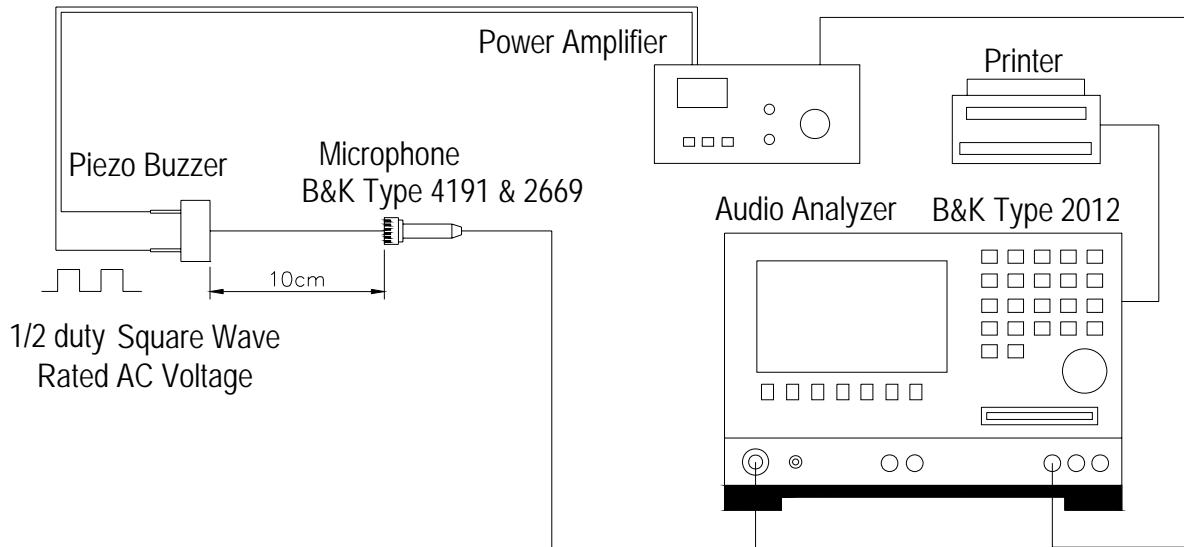
Test and measurement will be carried out under normal condition of temperature within 5°C to 35°C, relative humidity within 45% to 85% and air pressure of 860mbar to 1060mbar. Should uncertainly arise in data obtained from the above atmosphere, control of temperature At 20°C±2°C and relative humidity within 60% and 70%, with air pressure remaining unchanged, To be enforced.

Value Applying Rated Voltage

STANDARD TEST FIXTURE

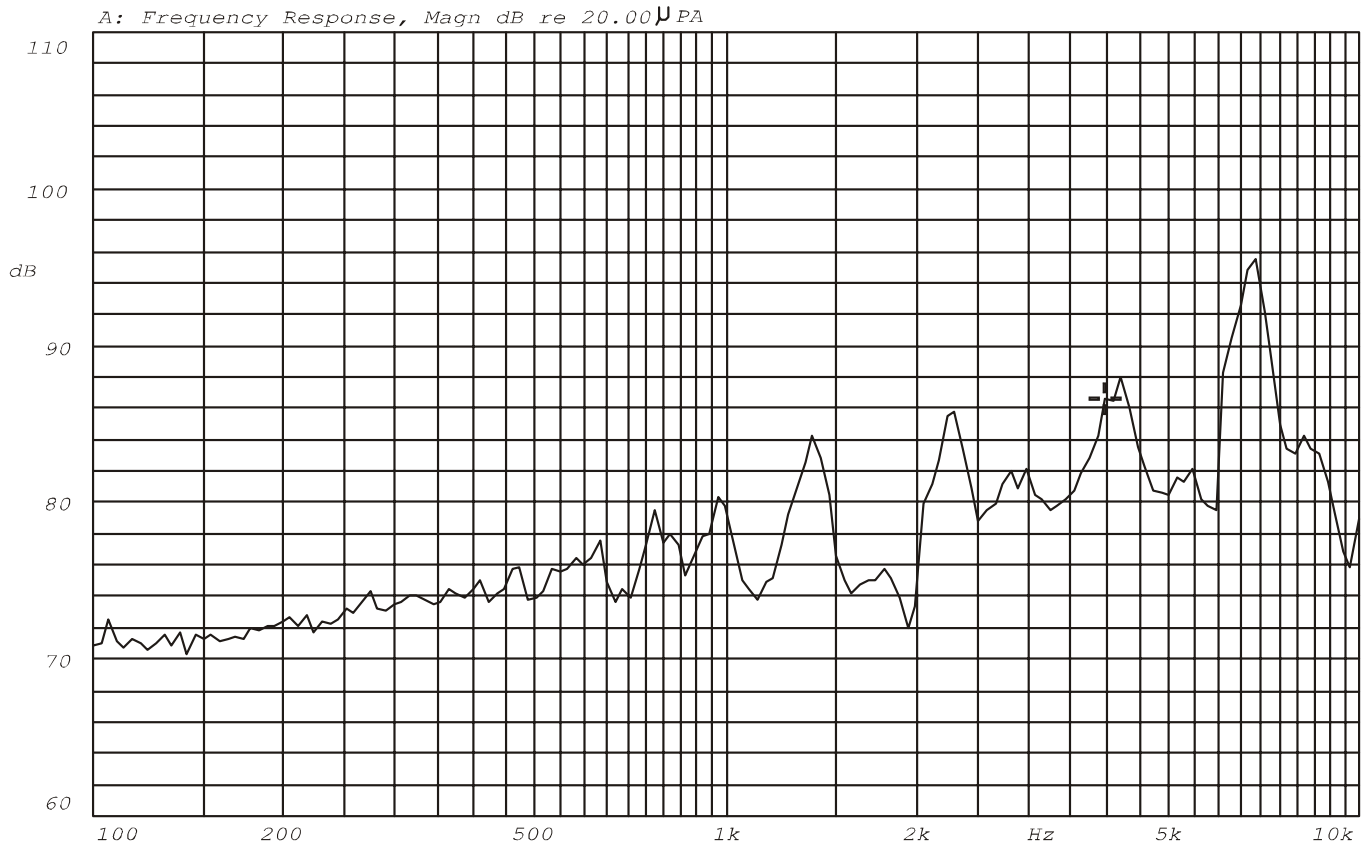


Standard test condition of piezo buzzer



Frequency Response Curve

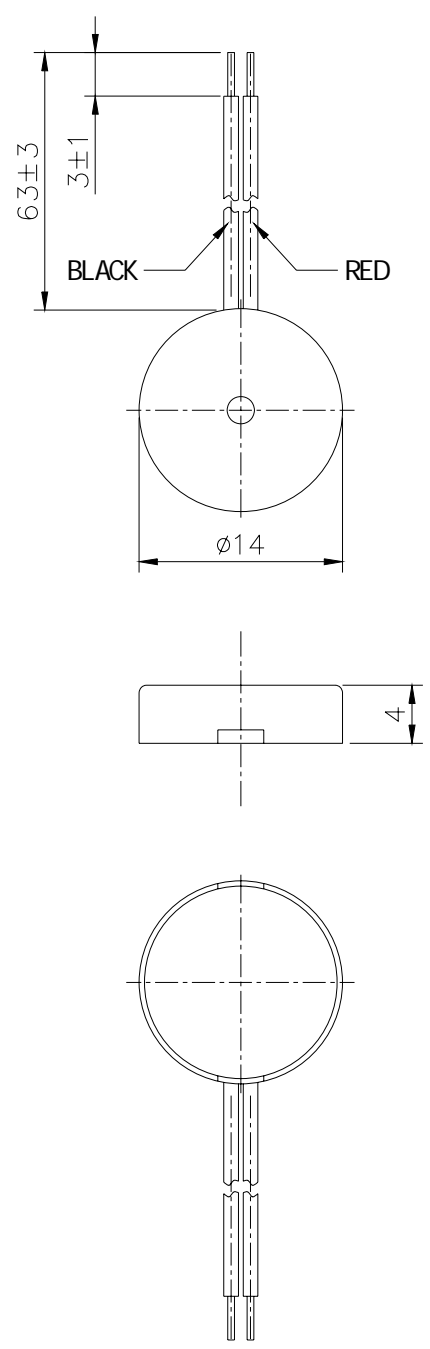
X:3.9811kHz Y:86.66dB ZA:Live Curve SSR T. RMS



Mode: SSR



REV NO.	REVISION NOTE	APPROVAL	DATE
---------	---------------	----------	------



TITLE: <i>PIEZO BUZZER</i>		DRAWN: <i>Jack</i> 2003/06/18	SCALE: 2:1	SHEET: 1 of 1
PART NO. <i>AZ-1440E-W</i>	1 REV	DESIGNED: R & D OF AAT	UNITS: mm	
DWG NO. <i>DPT-1016</i>		CHECKED:	TOLERANCE ± 0.5	
		APPROVAL:	UNLESS OTHERWISE SPECIFIED: ONE PLACE DECIMAL \pm *** TWO PLACE DECIMAL \pm *** THREE PLACE DECIMAL \pm ***	
		MATERIAL: <i>MPP0</i>		



ADVANCED ACOUSTIC TECHNOLOGY CORPORATION

ADVANCED ACOUSTIC TECHNOLOGY CORP.

苙翔科技股份有限公司

RELIABILITY TEST

AZ-1440E-W

Item	Conditions	Evaluation standard
01 Low Temp. Storage Test	A°C±2°C ,240Hr	(S.P.L)Test before numerical ±10dB (Frequency)Test before numerical ±10% (Current)Test before numerical ±10% (No crake is allowed on the part surface after Free drop test) ● After the test ,the part shall meet the specifications without any degradation in appearance and performance
02 High Temp. Storage Test	B°C±2°C RH50% ,240Hr	
03 Temp./Humidity Storage Test	40°C±2°C , RH90-95% 240Hr	
04 Thermal Shock Test	A°C±2°C (1Hr)→ ,20°C±2°C (1Hr) B°C±2°C (1Hr)→ ,20°C±2°C (1Hr)10 cycle	
05 Vibration Test	10-55Hz/1min amplitude1.5mm,X,Y,Z,3 directions	
06 Mechanical Shock Test	+100G,Sine wave, XYZ , 3 impacts per axis	
07 Free Drop Test	The part shall be dropped freely from a height of 75 cm onto concrete 1 time in 2 axes (total 4 times)	
08 Life Burning Test	The part shall be subjected to 1000 hrs in the room temp with rated voltage applied	
09 Lead Wire / Pin Pull Test	The Part checking standard : Following supplier's Spec. Finished-part checking Standard vertical Pull i)100g MIN 0.05mm Thickness of ceramic ii)300g MIN 0.1mm ≤ Thickness of ceramic b: Horizontal Pull i)700g MIN	

Remark : "A" means Storage low temp. "B" means Storage high temp