

MESSRS.

SPECIFICATION FOR APPROVAL

承 認 書

Product	PIEZO BUZZER
Part No.	AZ-2138E-WV
Customer Approval	

Approved By	Checked By	Made By



ADVANCED ACOUSTIC TECHNOLOGY CORP.

苙 翔 科 技 股 份 有 限 公 司



ISO 9001 Certified

2F, No.207, Sec. 6, Chung Shan N. Rd., Taipei, Taiwan, R.O.C.

Tel: +886-2-88665255

Fax: +886-2-88665250

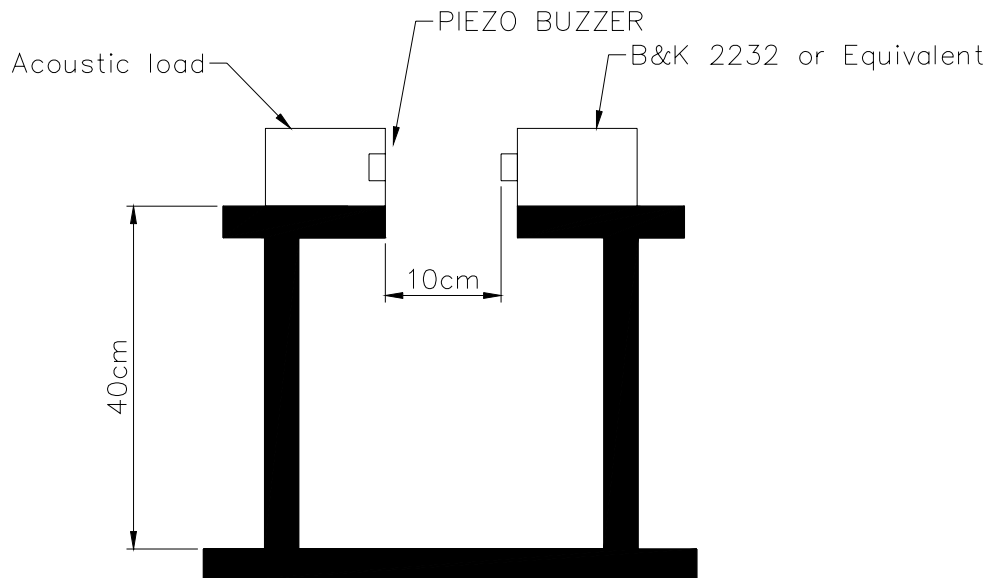
E-mail: aat_mail@seed.net.tw

AZ-2138E-WV

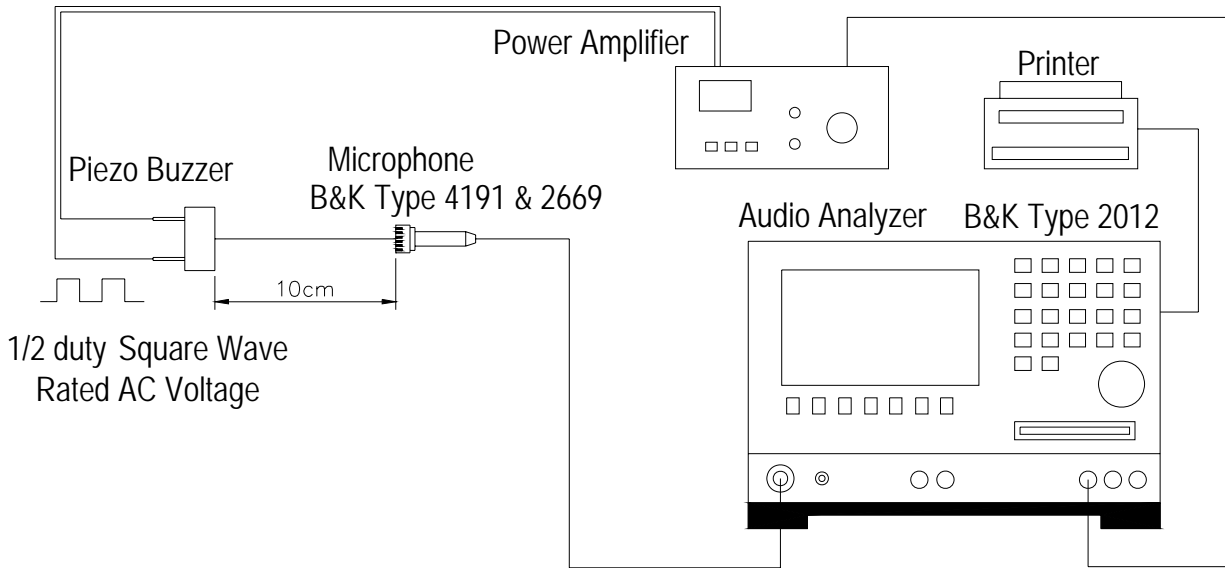
Items		Units	Specifications	Conditions
01	Rated Voltage	Vp-p	6	Square Wave
02	Operating Voltage	Vp-p	3~20	
03	Rated Current	Ma(Max)	9	6Vp-p / 3.8KHz
04	Sound Output At 10cm	dBA(Min)	75	At 6Vp-p / 3.8KHz
05	Resonant Frequency	Hz	3800±500	
06	Capacitance at 120Hz	Pf	26000±30%	
07	Operating Temp.	°C	-20 ~ +60	
08	Storage Temp.	°C	-30 ~ +70	
09	Weight	g	1	

Value Applying Rated Voltage

STANDARD TEST FIXTURE

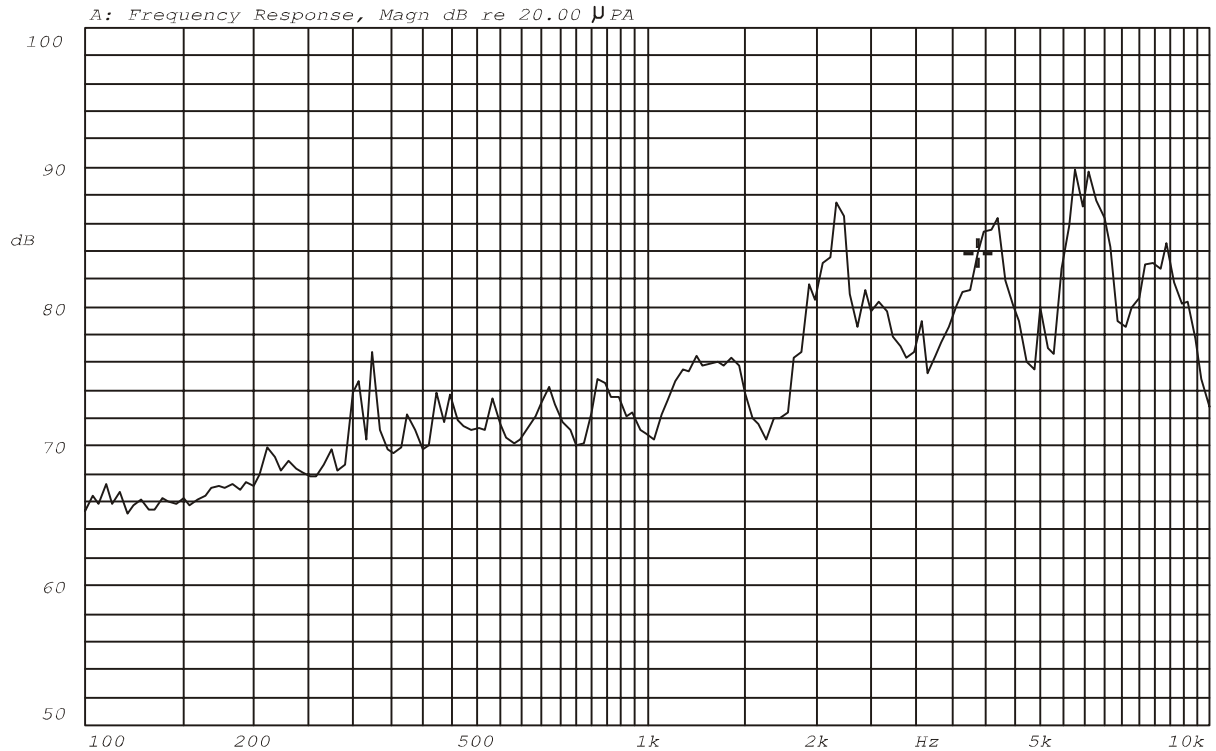


Standard test condition of piezo buzzer



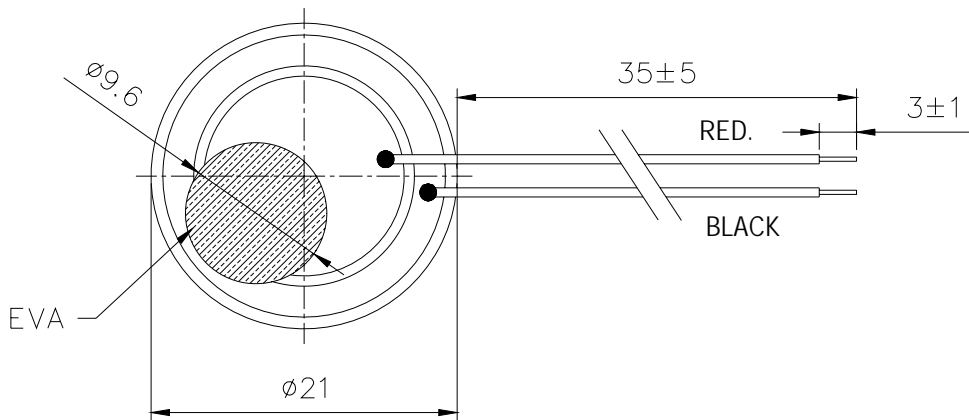
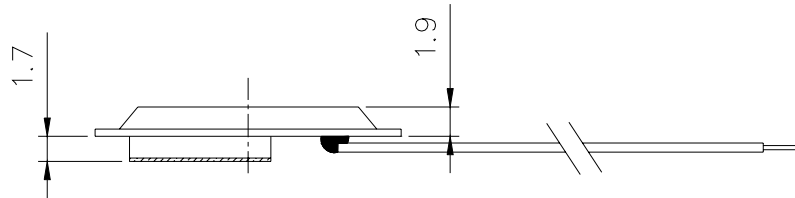
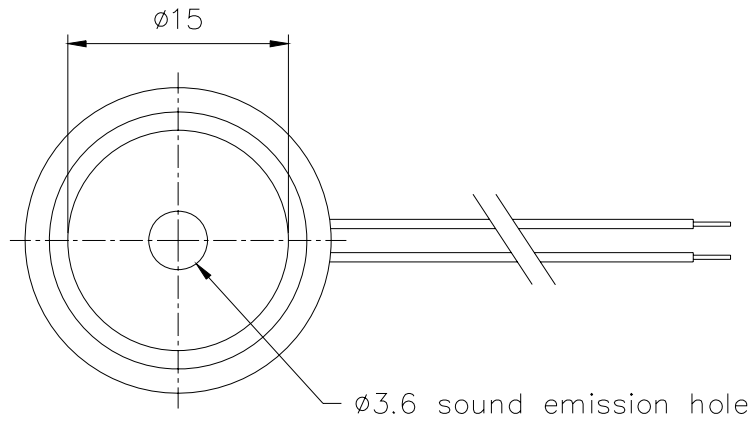
Frequency Response Curve

X:3.8681kHz Y:83.80dB ZA:Live Curve SSR T. RMS



Mode: SSR





NOTE:

LEAD WIRES SPEC. :UL1571 30AWG

TITLE: <i>PIEZO BUZZER</i>		DRAWN: <i>Milton</i> 05/09/2002	SCALE: 2:1	SHEET: 1 of 1
PART NO. <i>AZ-2138E-WV</i>	1	DESIGNED: <i>R & D OF AAT</i>	UNITS: <i>mm</i>	
DWG NO. <i>DTP-1147</i>		CHECKED:	TOLERANCE ± 0.5	
	REV	APPROVAL:	UNLESS OTHERWISE SPECIFIED:	
		MATERIAL: <i>ALUMINUM</i>	ONE PLACE DECIMAL \pm ***	
			TWO PLACE DECIMAL \pm ***	
			THREE PLACE DECIMAL \pm ***	



苙翔科技股份有限公司
ADVANCED ACOUSTIC TECHNOLOGY CORPORATION

ADVANCED ACOUSTIC TECHNOLOGY CORP.

苙翔科技股份有限公司

RELIABILITY TEST

AZ-2138E-WV

Item	Conditions	Evaluation standard
01 Low Temp. Storage Test	A°C±2°C ,240Hr	(S.P.L)Test before numerical ±10dB *wrong (Frequency)Test before numerical ±10% (Current)Test before numerical ±10% (No crake is allowed on the part surface after Free drop test) ● After the test ,the part shall meet the specifications without any degradation in appearance and performance
02 High Temp. Storage Test	B°C±2°C RH50% ,240Hr	
03 Temp./Humidity Storage Test	40°C±2°C , RH90-95% 240Hr	
04 Thermal Shock Test	A°C±2°C (1Hr)→ ,20°C±2°C (1Hr) B°C±2°C (1Hr)→ ,20°C±2°C (1Hr)10 cycle	
05 Vibration Test	10-55Hz/1min amplitude1.5mm,X,Y,Z,3 directions	
06 Mechanical Shock Test	+100G,Sine wave, XYZ , 3 impacts per axis	
07 Free Drop Test	The part shall be dropped freely from a height of 75 cm onto concrete 1 time in 2 axes (total 4 times)	
08 Life Burning Test	The part shall be subjected to 1000 hrs in the room temp with rated voltage applied	
09 Lead Wire / Pin Pull Test	The Part checking standard : Following supplier's Spec. Finished-part checking Standard vertical Pull i)100g MIN 0.05mm Thickness of ceramic ii)300g MIN 0.1mm ≤ Thickness of ceramic b: Horizontal Pull i)700g MIN	

Remark : "A" means Storage low temp. "B "means Storage high temp