

MESSRS.

SPECIFICATION FOR APPROVAL

承 認 書

Product	PIEZO BUZZER (SELF DRIVE)
Part No.	AZ-2337S-P
Customer Approval	

Approved By	Checked By	Made By
工程部 王台平 MAR-16-2006	工程部 劉民祥 MAR-16-2006	工程部 許俊程 MAR-16-2006



ADVANCED ACOUSTIC TECHNOLOGY CORP.

苙 翔 科 技 股 份 有 限 公 司



ISO 9001 Certified

2F, No.207, Sec. 6, Chung Shan N. Rd., Taipei, Taiwan, R.O.C.

Tel: +886-2-88665255

Fax: +886-2-88665250

<http://www.aatc.com.tw>

AZ-2337S-P

Items		Units	Specifications	Conditions
01	Rated Voltage	VDC	12	
02	Operating Voltage	VDC	3~16	
03	Rated Current	mA(Max)	8	At 12 VDC
04	Sound Output At 30cm	dBA(Min)	90	At 12 VDC
05	Resonant Frequency	Hz	3700±500	
06	Tone Nature	Single		
07	Operating Temp.	°C	-20 ~ +60	
08	Storage Temp.	°C	-30 ~ +70	
09	Weight	g	5	

Measurement Condition

Test and measurement will be carried out under normal condition of temperature

within 5°C to 35°C ,relative humidity within 45% to 85% and air pressure of 860mbar to 1060mbar.

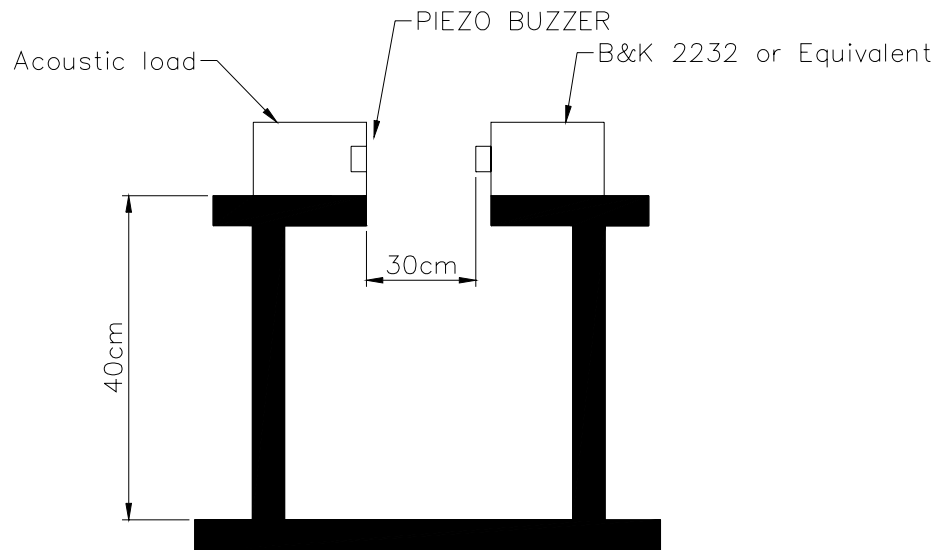
Should uncertainly arise in data obtained from the above atmosphere, control of temperature

At 20°C±2°C and relative humidity within 60% and 70%, with air pressure remaining unchanged,

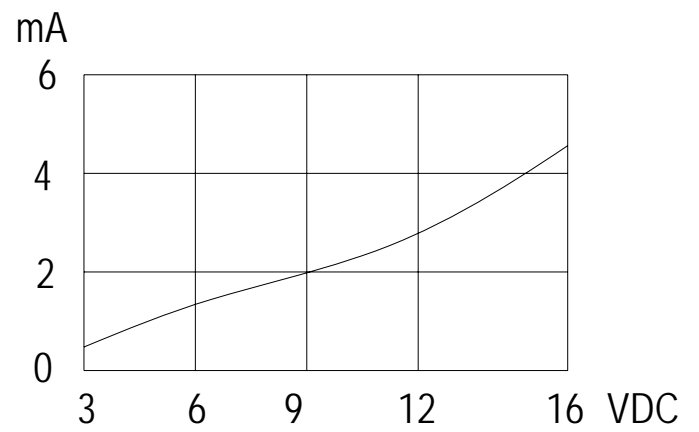
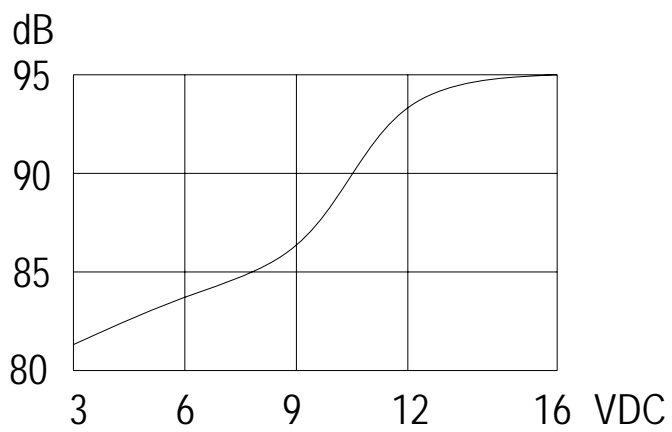
To be enforced.

Value Applying Rated Voltage

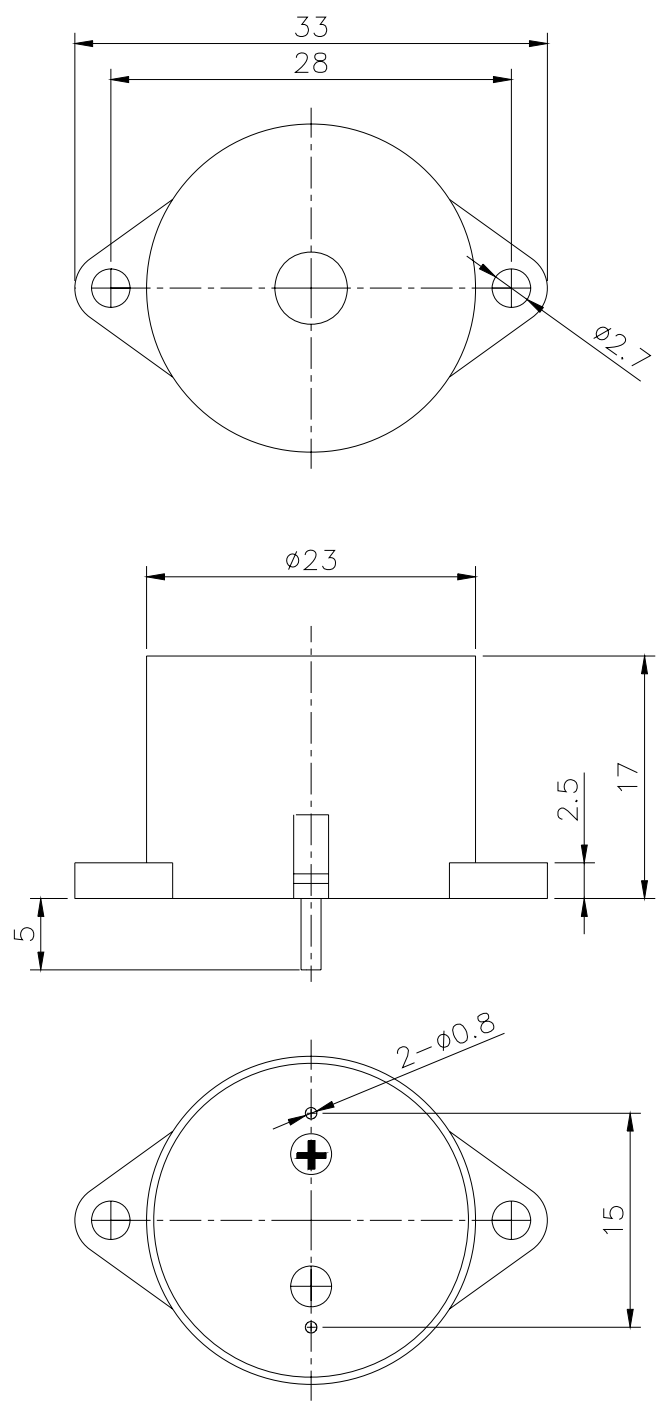
STANDARD TEST FIXTURE



Characteristic



REV NO.	REVISION NOTE	APPROVAL	DATE
---------	---------------	----------	------



TITLE:	PIEZO BUZZER	DRAWN:	Milton	01/11/2002	SCALE:	2:1	SHEET:	1 of 1
PART NO.	AZ-2337S-P	DESIGNED:	AAT	R & D	UNITS:	mm	TOLERANCE ± 0.5	
DWG NO.	DTP-1123	CHECKED:			UNLESS OTHERWISE SPECIFIED:			
		APPROVAL:			ONE PLACE DECIMAL \pm ***			
		MATERIAL:	ABS		TWO PLACE DECIMAL \pm ***			
					THREE PLACE DECIMAL \pm ***			



苙翔科技股份有限公司
 ADVANCED ACOUSTIC TECHNOLOGY CORPORATION

ADVANCED ACOUSTIC TECHNOLOGY CORP.

苙翔科技股份有限公司

RELIABILITY TEST

AZ-2337S-P

Item	Conditions	Evaluation standard
01 Low Temp. Storage Test	A°C±2°C ,240Hr	(S.P.L)Test before numerical ±10dB (Frequency)Test before numerical ±10% (Current)Test before numerical ±10% (No crake is allowed on the part surface after Free drop test) ● After the test ,the part shall meet the specifications without any degradation in appearance and performance
02 High Temp. Z EZ E Z E Storage Test	B°C±2°C RH50% ,240Hr	
03 Temp./Humidity Storage Test	40°C±2°C , RH90-95% 240Hr	
04 Thermal Shock Test	A°C±2°C (1Hr)→ ,20°C±2°C (1Hr) B°C±2°C (1Hr)→ ,20°C±2°C (1Hr)10 cycle	
05 Vibration Test	10-55Hz/1min amplitude1.5mm,X,Y,Z,3 directions	
06 Mechanical Shock Test	+100G,Sine wave, XYZ , 3 impacts per axis	
07 Free Drop Test	The part shall be dropped freely from a height of 75 cm onto concrete 1 time in 2 axes (total 4 times)	
08 Life Burning Test	The part shall be subjected to 1000 hrs in the room temp with rated voltage applied	
09 Lead Wire / Pin Pull Test	The Part checking standard : Following supplier's Spec. Finished-part checking Standard vertical Pull i)100g MIN 0.05mm Thickness of ceramic ii)300g MIN 0.1mm ≤ Thickness of ceramic b: Horizontal Pull i)700g MIN	

Remark : "A" means Storage low temp. "B" means Storage high temp