

MESSRS.

SPECIFICATION FOR APPROVAL

承 認 書

Product	PIEZO BUZZER
Part No.	AZ-2844E-W1
Customer Approval	

Approved By	Checked By	Made By
工程部 王台平 OCT-26-2004	工程部 劉民祥 OCT-26-2004	工程部 許俊程 OCT-26-2004



ADVANCED ACOUSTIC TECHNOLOGY CORP.

苙 翔 科 技 股 份 有 限 公 司



ISO 9001 Certified

2F, No.207, Sec. 6, Chung Shan N. Rd., Taipei, Taiwan, R.O.C.

Tel: +886-2-88665255

Fax: +886-2-88665250

<http://www.aatc.com.tw>

1. Specifications

AZ-2844E-W1

Items		Units	Specifications	Conditions
01	Rated Voltage	Vp-p	6	(square wave)
02	Operating Voltage	Vp-p	3~20	
03	Rated Current	mA(Max)	8	
04	Sound Output Level	dBA(Min)	85	At 6Vp-p ,4.4KHz / 10cm
05	Resonant Frequency	Hz	4400±500	
06	Capacitance	pF	25000±30%	At 120Hz
07	Operating Temp.	°C	-20 ~ +60	
08	Storage Temp.	°C	-30 ~ +70	
09	Weight	g	1	

2. Measuring Method

2-1. Test Condition

STANDARD

Temperature : 15 ~ 35°C

Relative humidity : 25% ~ 85%,

Atmospheric pressure : 860mbar to 1060mbar.

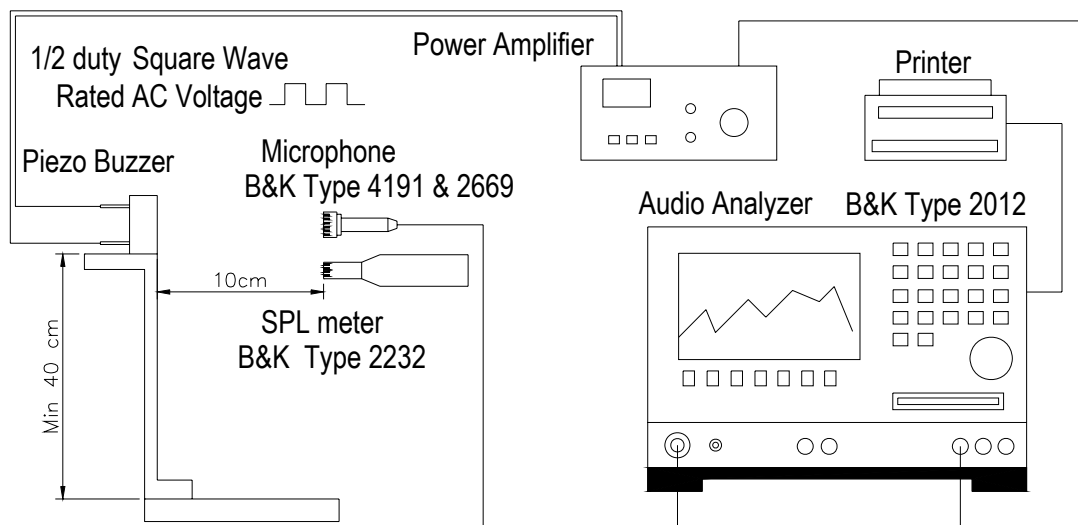
JUDGEMENT

Temperature : 20±3°C

Relative humidity : 60% ~ 70%,

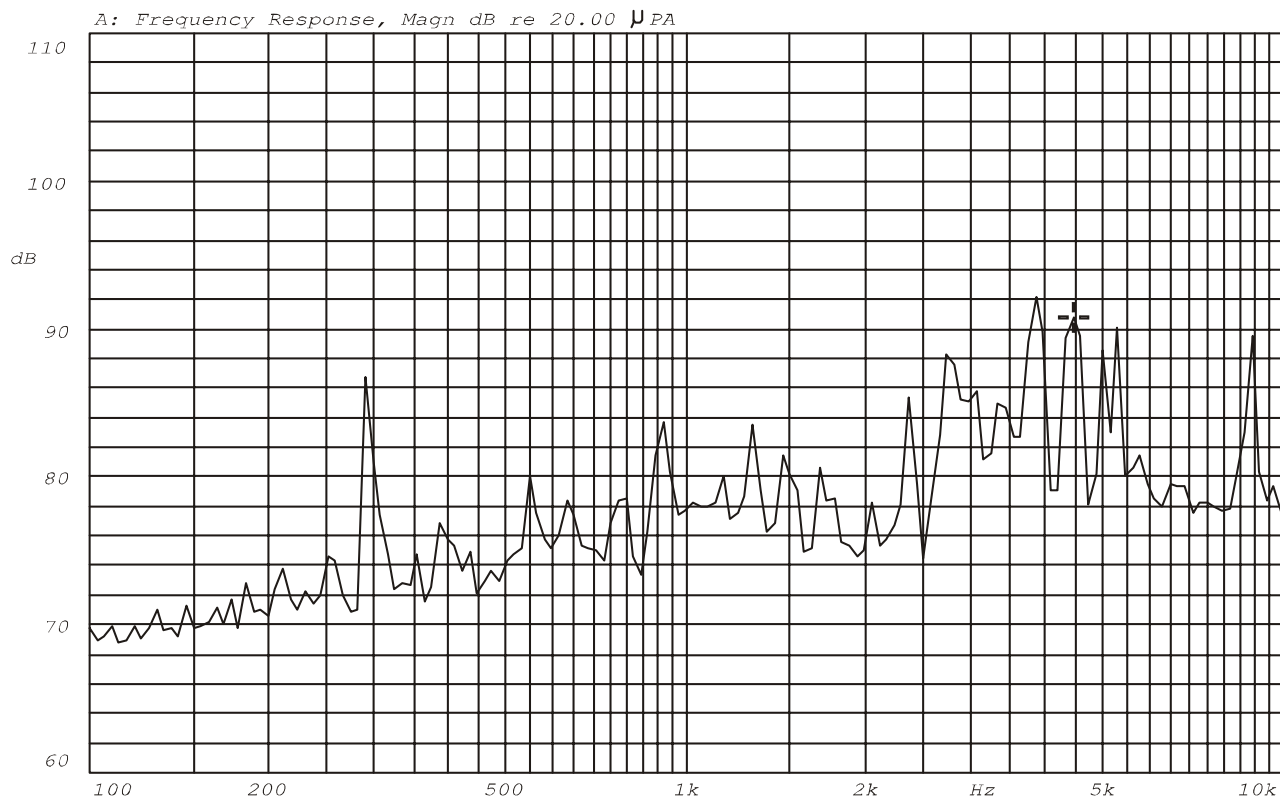
Atmospheric pressure : 860mbar to 1060mbar

2-2. Standard Test Fixture



2-3. Frequency Response Curve

X:4.4668kHz Y:90.85dB ZA:Live Curve SSR T. RMS



Mode: SSR

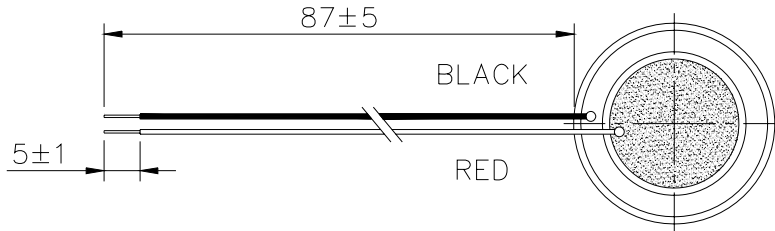
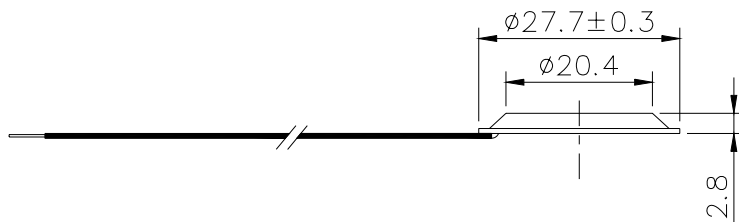
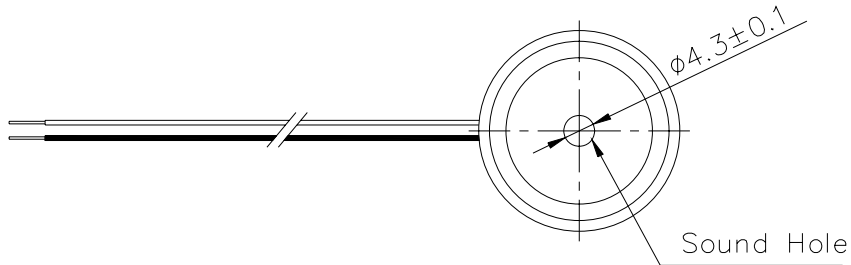


REV NO.

REVISION NOTE

APPROVAL

DATE



Wire : UL 1095, 28 AWG.

Housing : Metal.

TITLE:	PIEZO BUZZER		DRAWN:	JOSHEN	10/26/2004	SCALE:	1:1	SHEET:	1 of 1
PART NO.	AZ-2844E-W1		DESIGNED:	R & D OF AAT		UNITS:	mm		
DWG NO.	DTP-1166	1 REV	CHECKED:			TOLERANCE	± 0.2		
			APPROVAL:			UNLESS OTHERWISE SPECIFIED:	ONE PLACE DECIMAL ± ***		
			MATERIAL:	****		TWO PLACE DECIMAL ± ***	THREE PLACE DECIMAL ± ***		



苙翔科技股份有限公司
ADVANCED ACOUSTIC TECHNOLOGY CORPORATION

4. Reliability Test

Item	Conditions	Evaluation standard
01 Low Temp. Storage Test	-40°C ±2°C ,240Hr	After the test the part shall meet specifications without Any degradation and performance except S.P.L S.P.L shall be 77dB or more.
02 High Temp.Storage Test	85°C ±2°C ,240Hr	
03 Temp./Humidity Storage Test	40°C ±2°C , RH90-95% 240Hr	
04 Thermal Shock Test	-40°C ±2°C (0.5Hr)→ ,20°C ±2°C (0.25Hr) 85°C ±2°C (0.5Hr)→ ,20°C ±2°C (0.5Hr) 5 cycles	
05 Vibration Test	10-55Hz/2 Hr amplitude1.5mm X,Y, Z,3 directions	
06 Mechanical Shock Test	+100G,Half Sine wave, XYZ , 3 impacts per axis ,3 times.	
07 Free Drop Test	The part shall be dropped freely from a height of 75 cm X,Y, Z,3 directions 3times (total 9 times)	
08 Life Burning Test	The part shall be subjected to 500 hrs in the room temp with rated voltage applied	
09 Lead Strength Test	Pull Lead with a force of 10N,on the direction of the lead axis for 10±1 sec.	