

# *MESSRS.*

---

## SPECIFICATION FOR APPROVAL

## 承 認 書

Product	PIEZO BUZZER (SELF DRIVE)
Part No.	AZ-3025S-W
Customer Approval	

Approved By	Checked By	Made By
工程部 王台平 OCT-14-2004	工程部 劉民祥 OCT-14-2004	工程部 許俊程 OCT-14-2004



**ADVANCED ACOUSTIC TECHNOLOGY CORP.**

**苙 翔 科 技 股 份 有 限 公 司**



ISO 9001 Certified

2F, No.207, Sec. 6, Chung Shan N. Rd., Taipei, Taiwan, R.O.C.

Tel: +886-2-88665255

Fax: +886-2-88665250

E-mail: [aat\\_mail@seed.net.tw](mailto:aat_mail@seed.net.tw)

# 1. Specifications

AZ-3025S-W

Items		Units	Specifications	Conditions
01	Rated Voltage	VDC	12	
02	Operating Voltage	VDC	3 ~ 28	
03	Rated Current	mA(Max)	15	At 12VDC
04	Sound Output	dBA(Min)	90	At 12VDC / 10cm
05	Resonant Frequency	Hz	2500±500	
06	Tone Nature	SINGLE		
07	Operating Temp.	°C	-20 ~ +60	
08	Storage Temp.	°C	-20 ~ +70	
09	Weight	g	8	

## 2. Measuring Method

### 2-1. Test Condition

#### STANDARD

Temperature : 15 ~ 35°C

Relative humidity : 25% ~ 85%,

Atmospheric pressure : 860mbar to 1060mbar.

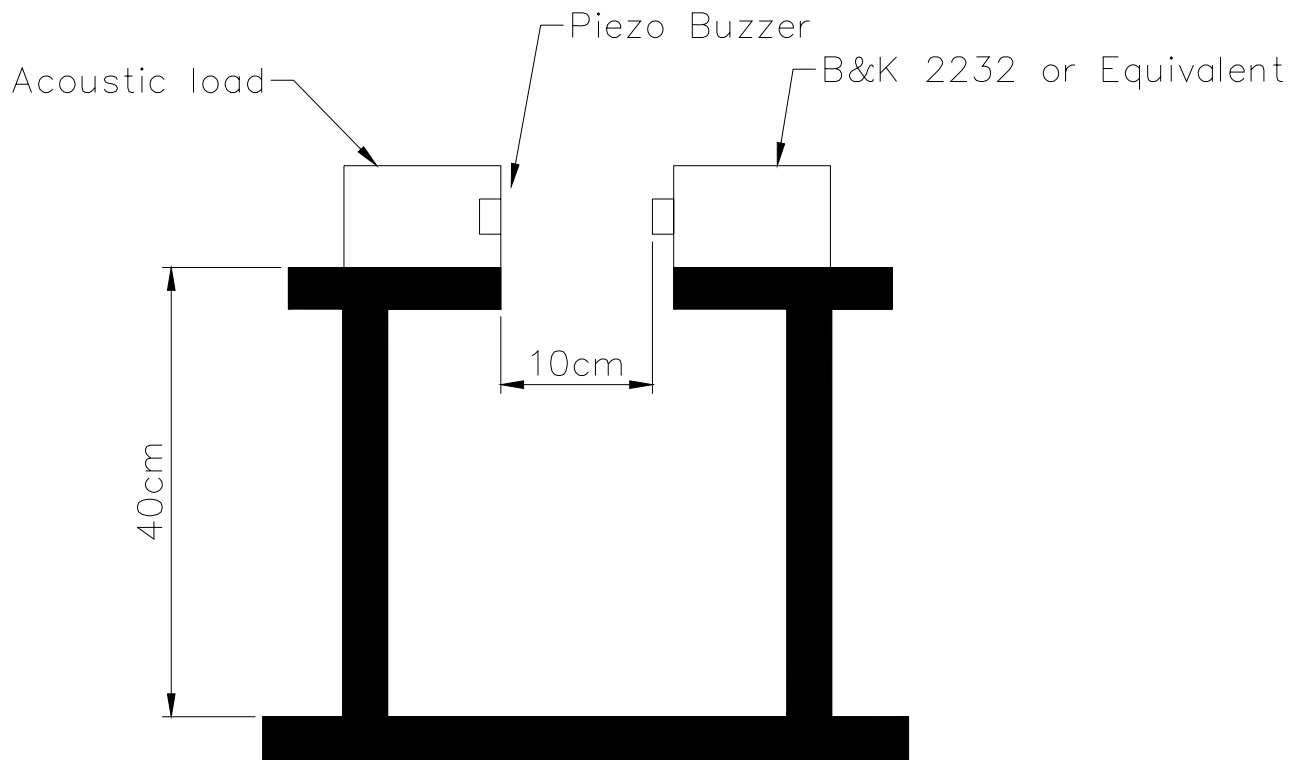
#### JUDGEMENT

Temperature : 20±3°C

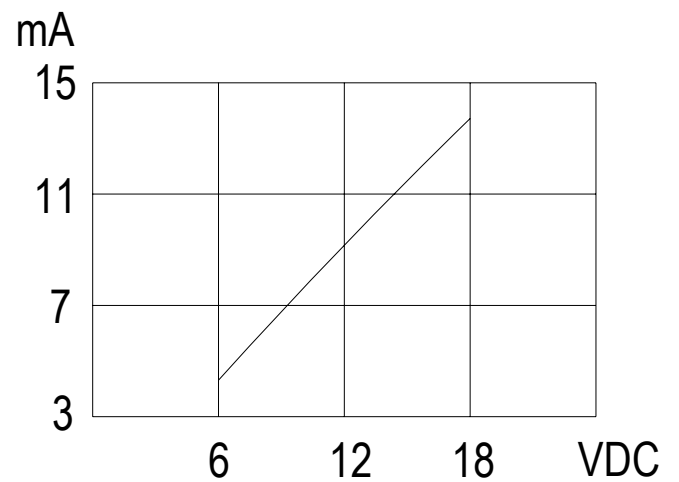
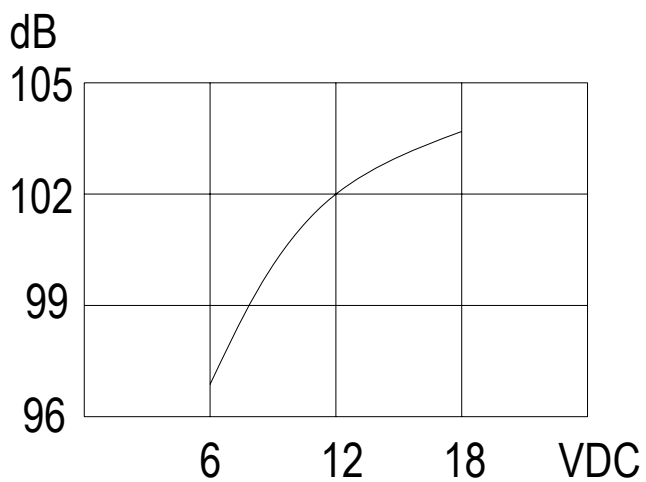
Relative humidity : 60% ~ 70%,

Atmospheric pressure : 860mbar to 1060mbar

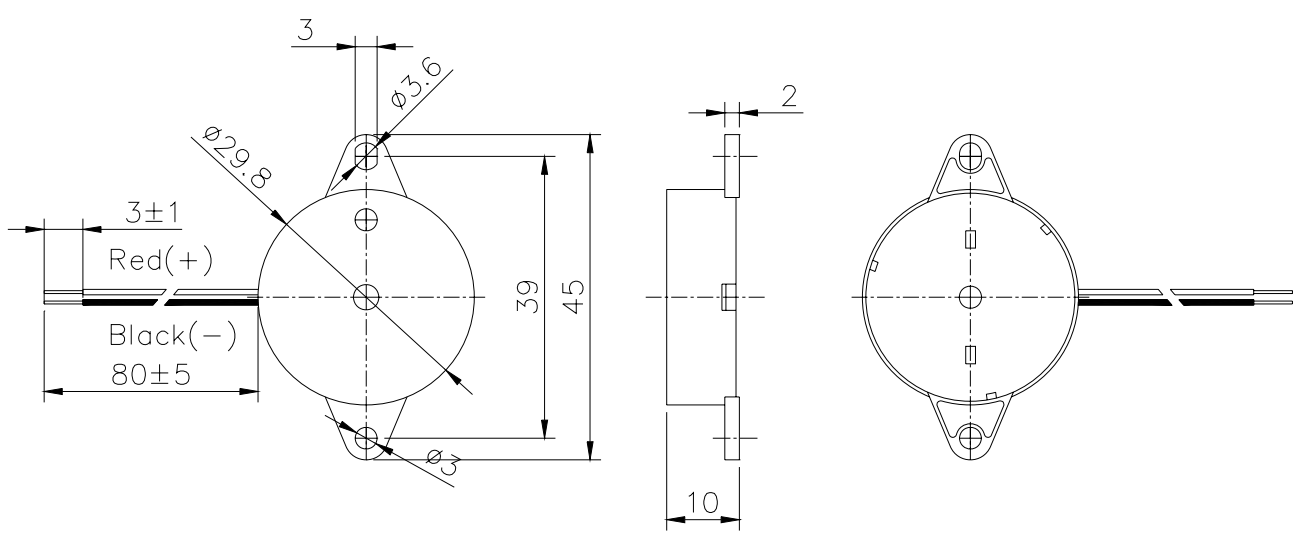
## 2-2. Standard Test Fixture



## 2-3. Characteristic Curve



REV NO.	REVISION NOTE	APPROVAL	DATE
---------	---------------	----------	------



WIRE : UL 1095, AWG 28.

TITLE:	PIEZO BUZZER	DRAWN:	JOKEN 10/14/2004	SCALE:	1:1	SHEET:	1 of 1
PART NO.	AZ-3025S-W	DESIGNED:	AATC R&D	UNITS:	mm	TOLERANCE	± 0.5
DWG NO.	DTP-1177	CHECKED:		UNLESS OTHERWISE SPECIFIED:			
		APPROVAL:		ONE PLACE DECIMAL ± ***			
		MATERIAL:	ABS	TWO PLACE DECIMAL ± ***			
				THREE PLACE DECIMAL ± ***			



苙翔科技股份有限公司  
ADVANCED ACOUSTIC TECHNOLOGY CORPORATION

## 4. Reliability Test

Item	Conditions	Evaluation standard
01 Low Temp. Storage Test	-40°C ±2°C ,240Hr	After the test the part shall meet specifications without Any degradation and performance except S.P.L S.P.L shall be 77dB or more.
02 High Temp.Storage Test	85°C ±2°C ,240Hr	
03 Temp./Humidity Storage Test	40°C ±2°C , RH90-95% 240Hr	
04 Thermal Shock Test	-40°C ±2°C (0.5Hr)→ ,20°C ±2°C (0.25Hr) 85°C ±2°C (0.5Hr)→ ,20°C ±2°C (0.5Hr) 5 cycles	
05 Vibration Test	10-55Hz/2 Hr amplitude1.5mm X,Y, Z,3 directions	
06 Mechanical Shock Test	+100G,Half Sine wave, XYZ , 3 impacts per axis ,3 times.	
07 Free Drop Test	The part shall be dropped freely from a height of 75 cm X,Y, Z,3 directions 3times (total 9 times )	
08 Life Burning Test	The part shall be subjected to 500 hrs in the room temp with rated voltage applied	
09 Lead Strength Test	Pull Lead with a force of 10N,on the direction of the lead axis for 10±1 sec.	