

MESSRS.

SPECIFICATION FOR APPROVAL

承 認 書

Product	PIEZO BUZZER
Part No.	AZ-4720E-W-LF (RoHS)
Customer Approval	

Approved By	Checked By	Made By
工程部 王台平 MAR-09-2006	工程部 劉民祥 MAR-09-2006	工程部 許俊程 MAR-09-2006



ADVANCED ACOUSTIC TECHNOLOGY CORP.

苙 翔 科 技 股 份 有 限 公 司



ISO 9001 Certified

2F, No.207, Sec. 6, Chung Shan N. Rd., Taipei, Taiwan

Tel: +886-2-88665255

Fax: +886-2-88665250

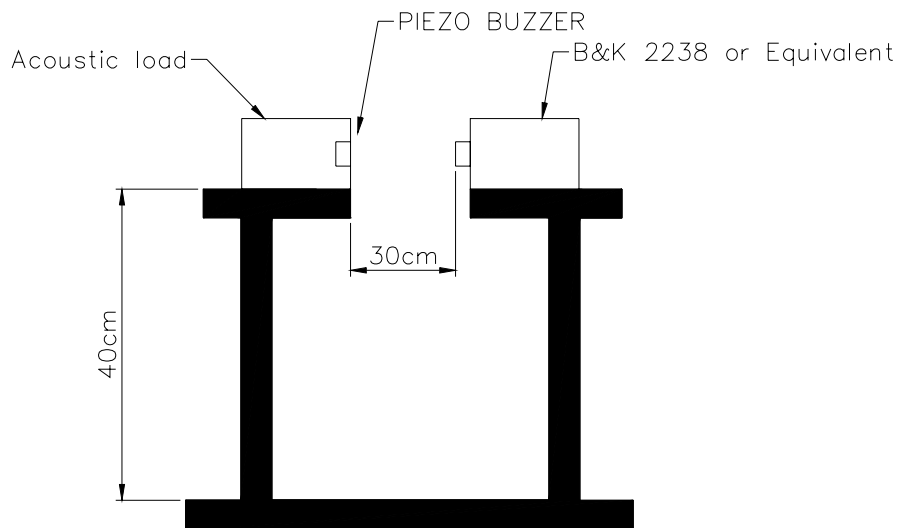
<http://www.aatc.com.tw>

AZ-4720E-W-LF

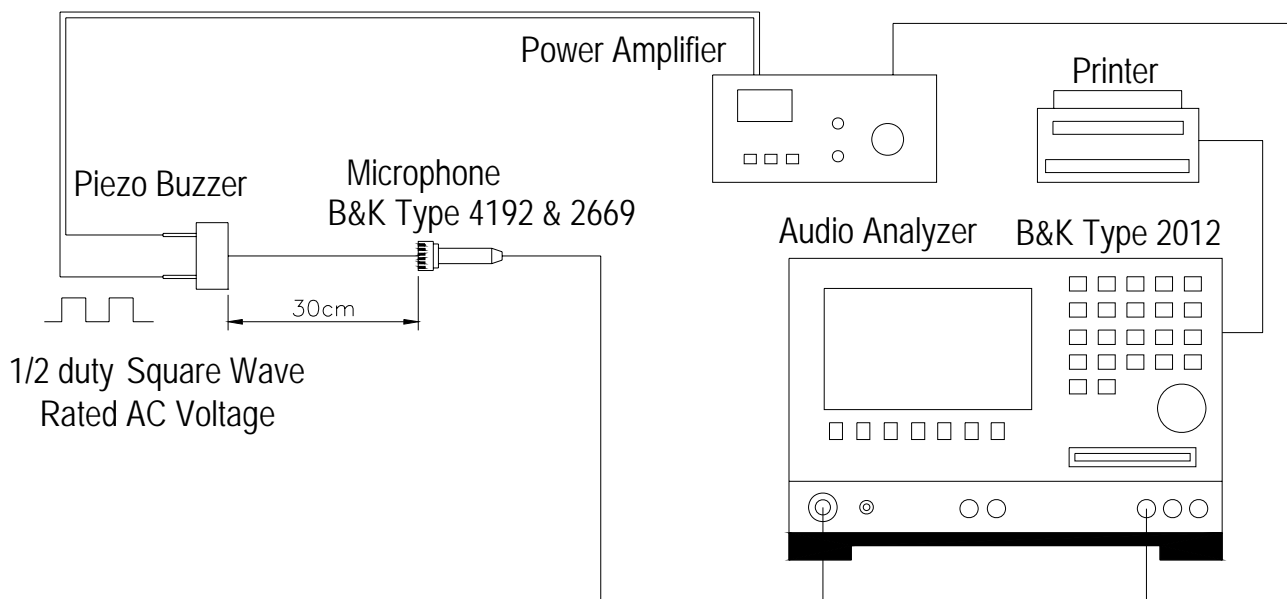
Items		Units	Specifications	Conditions
01	Rated Voltage	Vp-p	10	Square Wave
02	Operating Voltage	Vp-p	1~30	
03	Rated Current	mA(Max)	30	At 10Vp-p / 2.0KHz
04	Sound Output At 30 cm	dBA(Min)	100	At 10Vp-p / 2.5~3.5KHz
05	Frequency Range	Hz	2.0K-10K	
06	Leadwire	AWG28		
07	Operating Temp.	°C	-20 ~ +60	
08	Storage Temp.	°C	-20 ~ +70	
09	Weight	g	12.5	

Value Applying Rated Voltage

STANDARD TEST FIXTURE

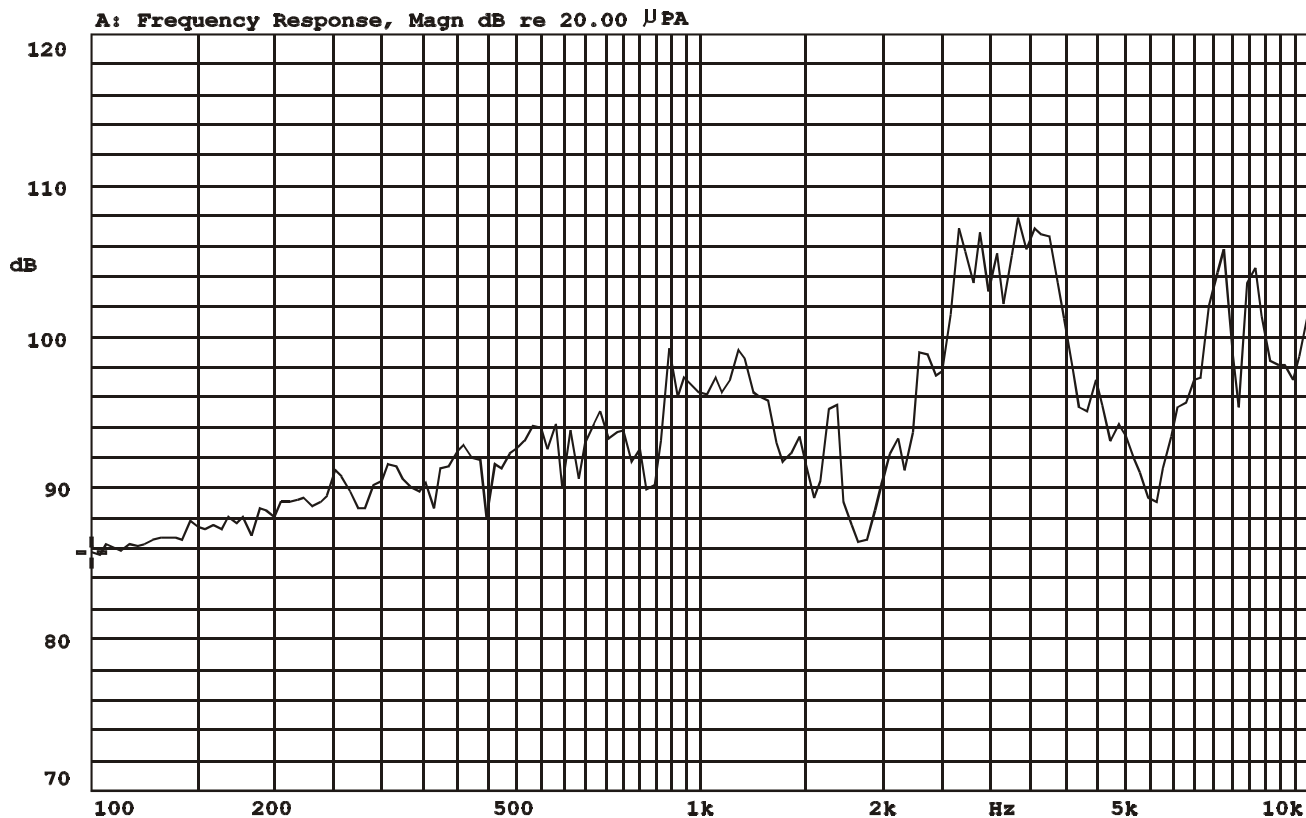


Standard test condition of piezo buzzer



Frequency Response Curve

X:100.00Hz Y:85.70dB ZA:Live Curve SSR T. RMS



Mode: SSR

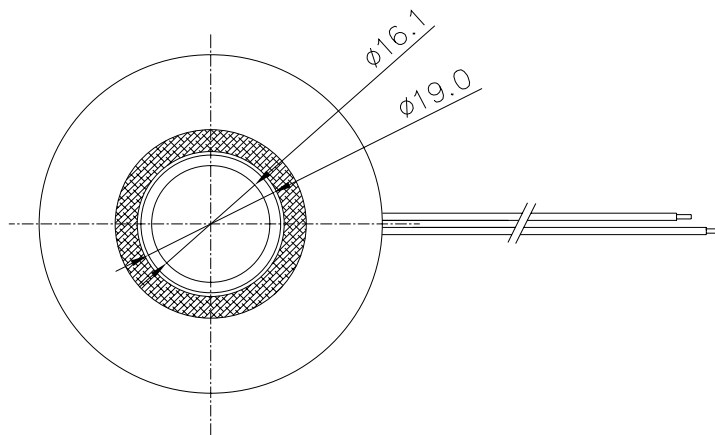
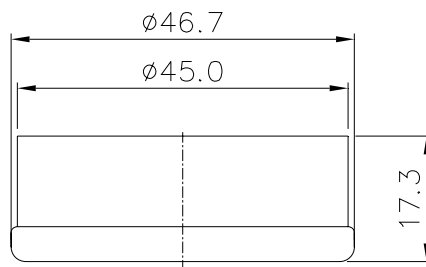
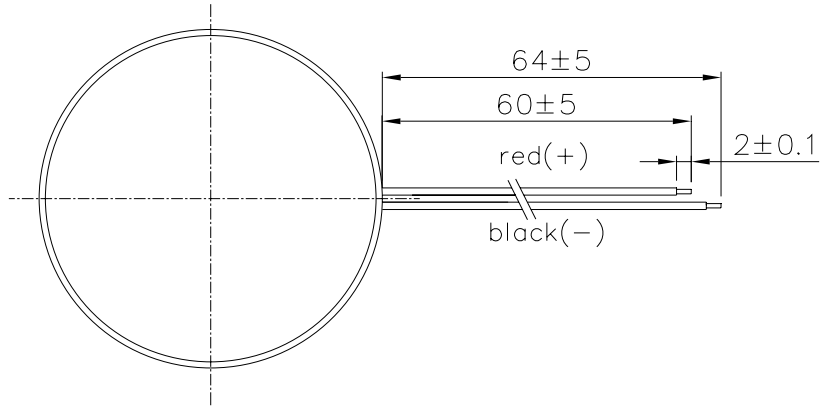


REV NO.

REVISION NOTE

APPROVAL

DATE



Note: UL1571 AWG#28

TITLE: <i>PIEZO SPEAKER</i>		DRAWN: <i>Kitty</i> 2004/07/30	SCALE: 1:1	SHEET: 1 OF 1
PART NO. <i>AZ-4720E-W-LF</i>	1	DESIGNED: R & D OF AAT	UNITS: mm	
DWG NO. <i>DPE-1095</i>		CHECKED:	TOLERANCE ± 0.5	
	REV	APPROVAL:	UNLESS OTHERWISE SPECIFIED:	
		MATERIAL: <i>ABS</i>	ONE PLACE DECIMAL \pm ***	
			TWO PLACE DECIMAL \pm ***	
			THREE PLACE DECIMAL \pm ***	



ADVANCED ACOUSTIC TECHNOLOGY CORPORATION

RELIABILITY TEST

AZ-4720E-W-LF

Item		Conditions	Evaluation standard
01	Low Temp. Storage Test	A°C±2°C ,240Hr	(S.P.L)Test before numerical ±10dB *wrong (Frequency)Test before numerical ±10% (Current)Test before numerical ±10% (No crake is allowed on the part surface after Free drop test) ● After the test ,the part shall meet the specifications without any degradation in appearance and performance
02	High Temp.Storage Test	B°C±2°C RH50% ,240Hr	
03	Temp./Humidity Storage Test	40°C±2°C , RH90-95% 240Hr	
04	Thermal Shock Test	A°C±2°C (1Hr)→ ,20°C±2°C (1Hr) B°C±2°C (1Hr)→ ,20°C±2°C (1Hr)10 cycle	
05	Vibration Test	10-55Hz/1min amplitude1.5mm,X,Y,Z,3 directions	
06	Mechanical Shock Test	+100G,Sine wave, XYZ , 3 impacts per axis	
07	Free Drop Test	The part shall be dropped freely from a height of 75 cm onto concrete 1 time in 2 axes (total 4 times)	
08	Life Burning Test	The part shall be subjected to 1000 hrs in the room temp with rated voltage applied	
09	Lead Wire / Pin Pull Test	The Part checking standard : Following supplier's Spec. Finished-part checking Standard vertical Pull i)100g MIN 0.05mm Thickness of ceramic ii)300g MIN 0.1mm ≤ Thickness of ceramic b: Horizontal Pull i)700g MIN	

Remark : "A"means Storage low temp. "B"means Storage high temp