

MESSRS.

SPECIFICATION FOR APPROVAL

承 認 書

Product	DYNAMIC RECEIVER
Part No.	AR-1332DA-2P
Customer Approval	

Approved By	Checked By	Made By
工程 部 王台平 JAN-10-2006	工程 部 劉民祥 JAN-10-2006	工程 部 許俊程 JAN-10-2006



ADVANCED ACOUSTIC TECHNOLOGY CORP.

苙 翔 科 技 股 份 有 限 公 司



ISO 9001 Certified

2F, No.207, Sec. 6, Chung Shan N. Rd., Taipei, Taiwan

TEL: +886-2-88665255

FAX: +886-2-88665250

<http://www.aatc.com.tw>

1. SPECIFICATION

AR-1332DA-2P

ITEMS.		SPECIFICATIONS
01	Type	Dynamic 13mm receiver unit
02	Sensitivity (S.P.L)	101dB \pm 3 dB at 1kHz 180mV with IEC 318 coupler
03	Impedance.	32 Ohm \pm 15% at 1KHz
04	Magnet Field Intensity.	Axial – dB , Radial –dB at 1KHz
05	Nominal Input Power	10 mW
06	Max. Input Power.	30 mW
07	Total Harmonics Distortion	Max 5 % at 1K Hz.
08	Operation temperature	-30°C to +75°C
09	Storage temperature	-40°C to +85°C
10	Weight.	1.3g \pm 0.2g

2. MEASURING METHOD

2-1. Test Condition

STANDARD

Temperature : 15 ~ 35°C

Relative humidity : 45% ~ 85%,

Atmospheric pressure : 860mbar to 1060mbar.

JUDGEMENT

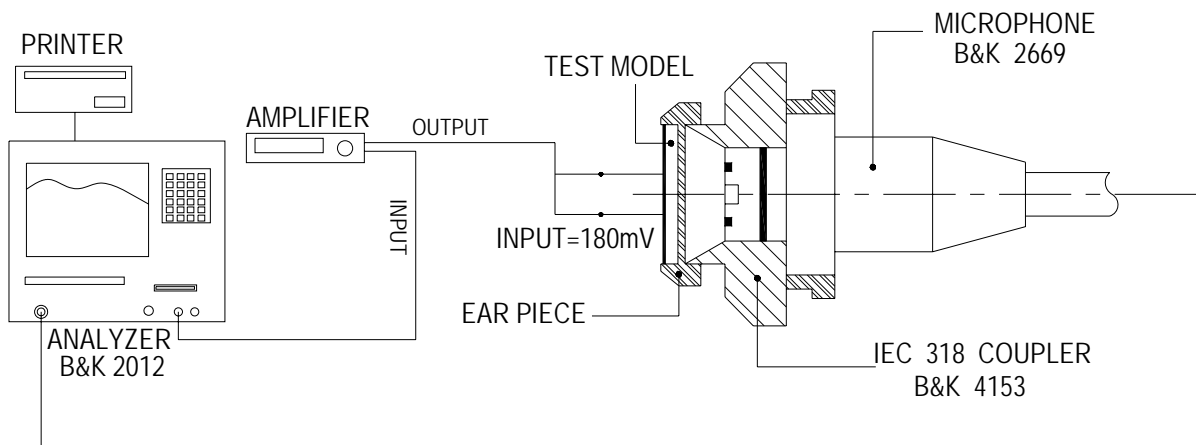
Temperature : 20 \pm 3°C

Relative humidity : 60% ~ 70%,

Atmospheric pressure : 860mbar to 1060mbar

2-2. Standard Test Fixture

Input signal : 180mV



2.3 2Frequency Response Curve

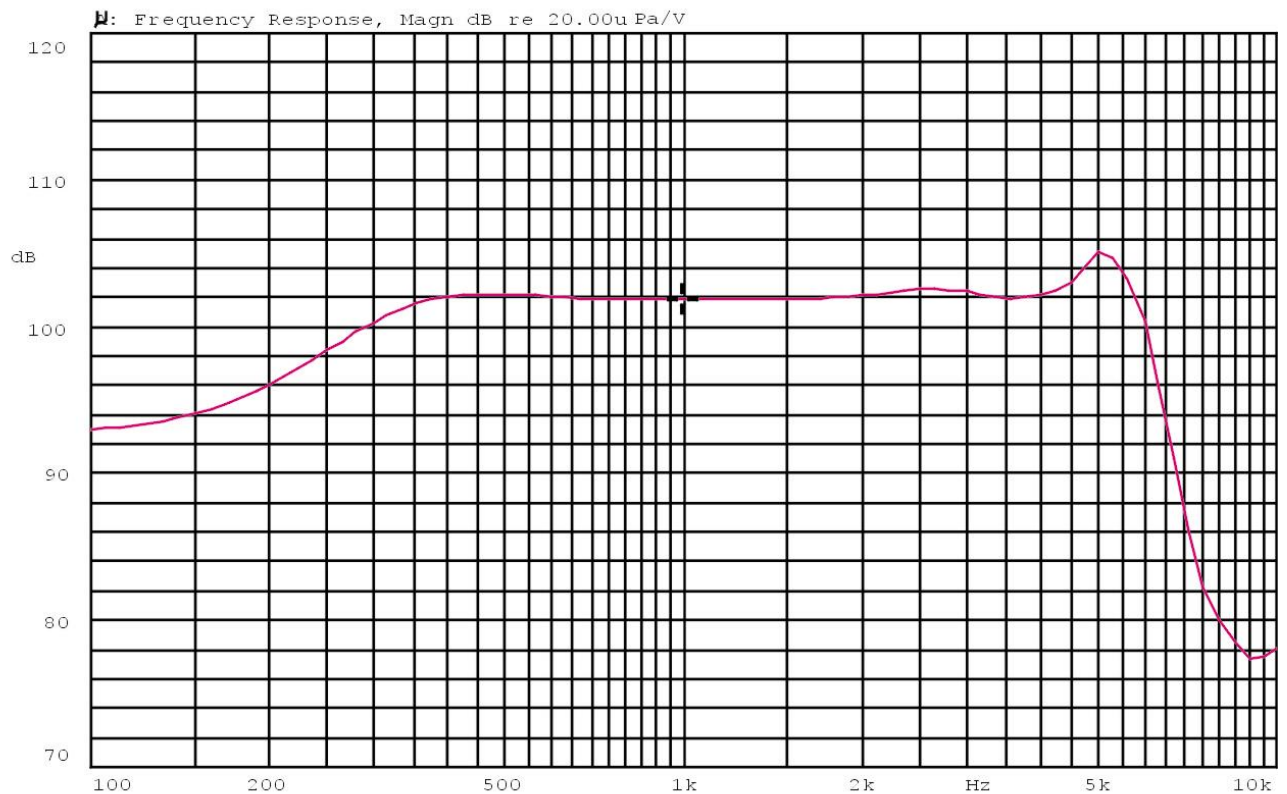
AR-1332DA-2P

X:1.0000kHz

Y:101.85dB

ZA:Live Curve

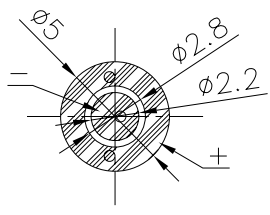
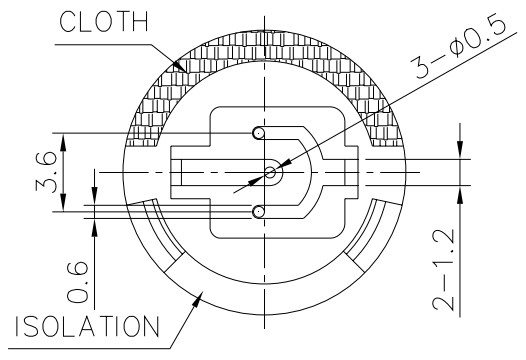
SSR Fund.



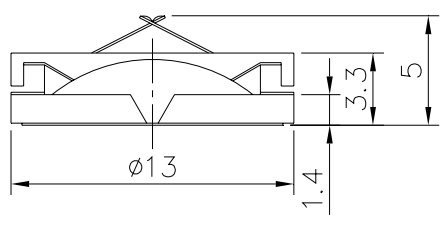
Mode: Receiver



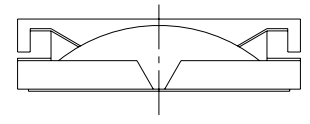
REV NO.	REVISION NOTE	APPROVAL	DATE
---------	---------------	----------	------



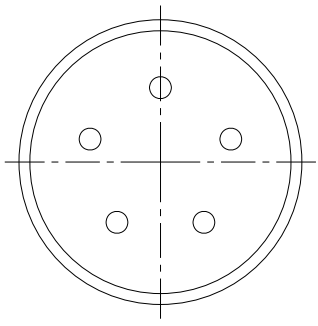
PCB LAYOUT



FREE POSITION



WORKING POSITION

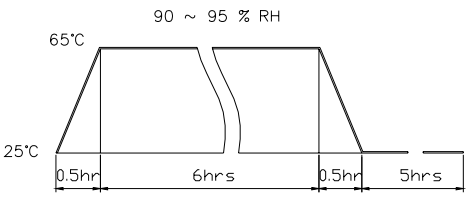


TITLE:	DYNAMIC RECEIVER	DRAWN:	JOKAN 01/10/2006	SCALE:	3:1	SHEET:	1 of 1
PART NO.	AR-1332DA-2P	DESIGNED:	R & D OF AAT	UNITS:	mm	TOLERANCE ± 0.2 UNLESS OTHERWISE SPECIFIED: ONE PLACE DECIMAL \pm *** TWO PLACE DECIMAL \pm *** THREE PLACE DECIMAL \pm ***	
DWG NO.	DTR-1089	CHECKED:		APPROVAL:			
REV	1	MATERIAL:	*****				



苙翔科技股份有限公司
ADVANCED ACOUSTIC TECHNOLOGY CORPORATION

4. RELIABILITY TESTS

ITEMS.		SPECIFICATIONS
01	High temp. Test	Keep 96 hours at $+85^{\circ}\text{C} \pm 3^{\circ}\text{C}$ and leave 3 hours in normal temperature and then check
02	Low temp. Test	Keep 96 hours at $-40^{\circ}\text{C} \pm 3^{\circ}\text{C}$ and leave 3 hours in normal temperature and then check
03	Humidity test	Keep 96 hours at $+40^{\circ}\text{C} \pm 3^{\circ}\text{C}$ relative humidity 90% and leave 3 hours in normal temperature and then checked.
04	Temp./humidity cycle	<p>The part shall be subjected 5 cycles. One cycle shall be 12 hours and consist of;</p> 
05	Thermal Cycle Test.	Low temperature: $-40^{\circ}\text{C} \pm 3^{\circ}\text{C}$, temperature: $+85^{\circ}\text{C} \pm 3^{\circ}\text{C}$, cycle: 1 hour/cycle each, and then keep 5 cycles in a room.
06	Vibration	10~200~10Hz Sin-Wave Sweep 15min. 5G(Constant) X,Y, Z 3 direction. 2 hours each, total 6 hours.
07	Fix Drop test	Fix on Jig. then drop from 152cm height to the concrete floor X,Y, Z 6 direction. 5 times each, total 30 times.
08	Free Drop test	Free drop from 100cm height to the concrete floor X,y, z 6 direction. 1 times each, total 6 times.
09	Load test	Rated power white noise is applied for 96 hours
10	Max Power test	Max Power 1 minute on – 2 minute off 10 cycles.

Criterion :

After these test , the change of S.P.L shall be within ± 3 dB.