

MESSRS.

SPECIFICATION FOR APPROVAL

承 认 书

Product	TELEPHONE RECEIVER
Part No.	AR-150632RA-8P2-LF
Customer Approval	

Approved By	Checked By	Made By
工程部 王台平 JUN-21-2006	工程部 丁小娥 JUN-21-2006	工程部 赵 丽 JUN-21-2006



常 州 立 翔 电 子 有 限 公 司
常 州 华 龙 电 子 有 限 公 司

ADVANCED ACOUSTIC TECHNOLOGY CORP.

Head Office / 台北 立翔科技股份有限公司

Tel: +886-2-88665255 Fax: +886-2-88665250



ISO 9001 Certified

常州公司/工厂

中国江苏省常州市新区创新科技楼南区 A 座 4 楼

TEL: +86-519-5112382. 86-519-5106698, FAX: +86-519-5100908

深圳办事处: +86-0755-25126320 Fax:+86-0755-25102966

http:// www.aatc.com.tw www.aatc.com.cn

EDITION:1.1

1. SPECIFICATION

AR-150632RA-8P2-LF

ITEMS.		SPECIFICATIONS
01	Type	Dynamic 15 X 6mm receiver unit
02	Sensitivity (S.P.L)	113dB \pm 3 dB at 1kHz 179mV with IEC 318 coupler
03	Impedance.	32 Ohm \pm 15% at 1KHz
04	Magnet Field Intensity.	Axial – dB , Radial –dB at 1KHz
05	Nominal Input Power	10mW
06	Max. Input Power.	Must be normal at a white noise ,20mW for 1 minute.
07	Total Harmonics Distortion	Max 5 % at 1K Hz.
08	Operation temperature	-20°C to +60°C
09	Storage temperature	-30°C to +70°C
10	Weight.	1.3g \pm 0.3g

2. MEASURING METHOD

2-1. Test Condition

STANDARD

Temperature : 15 ~ 35°C

Relative humidity : 45% ~ 85%,

Atmospheric pressure : 860mbar to 1060mbar.

JUDGEMENT

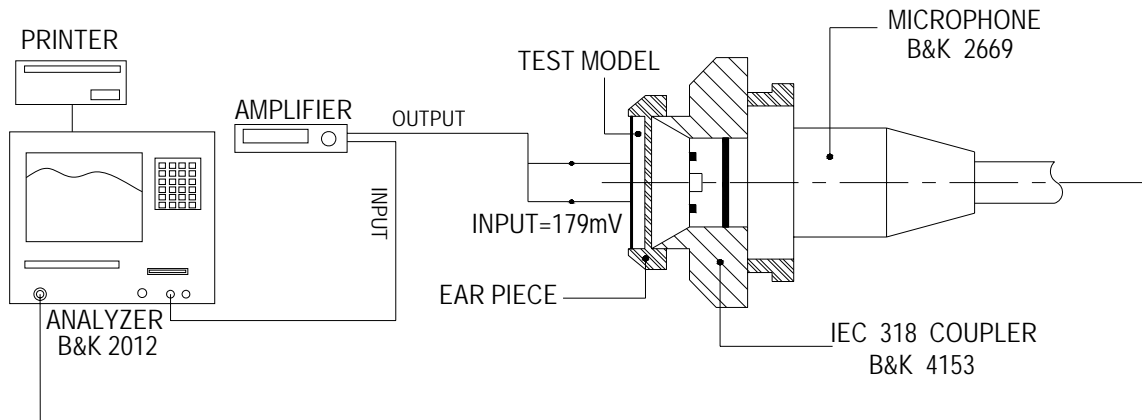
Temperature : 20 \pm 3°C

Relative humidity : 60% ~ 70%,

Atmospheric pressure : 860mbar to 1060mbar

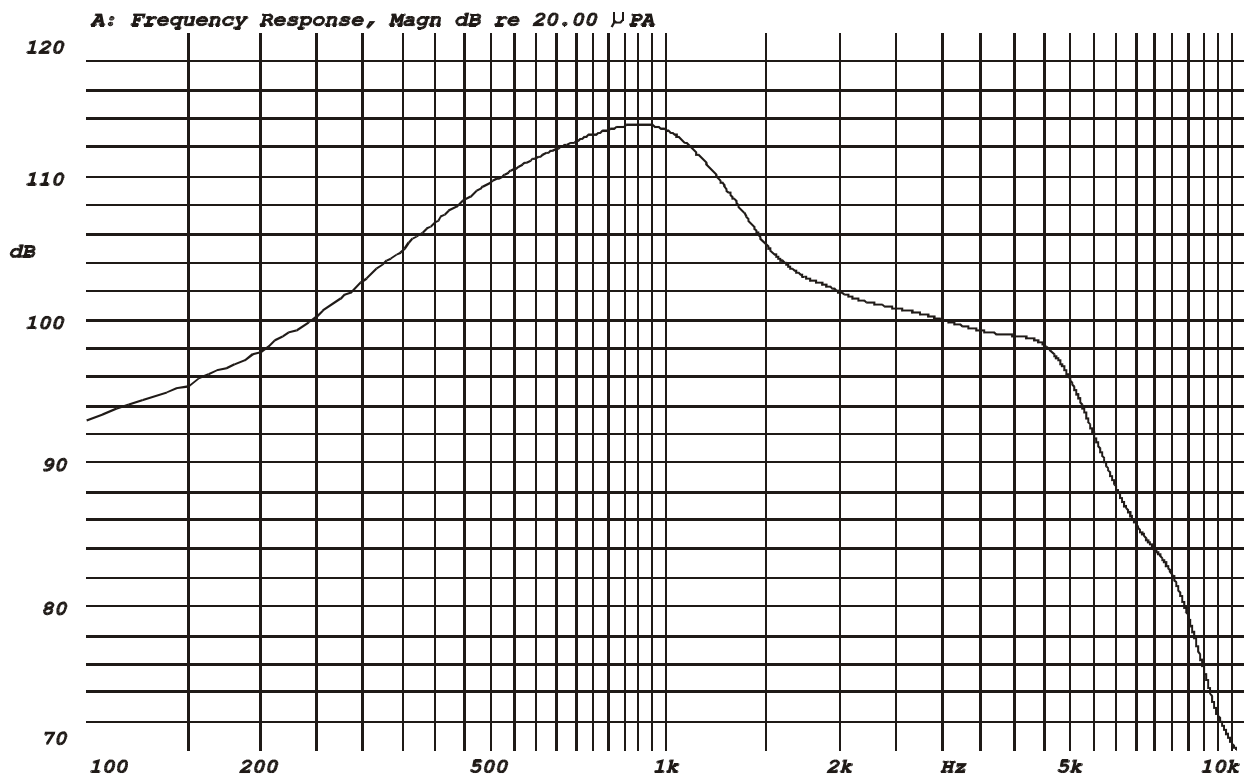
2-2. Standard Test Fixture

Input signal : 179mV



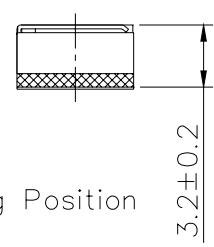
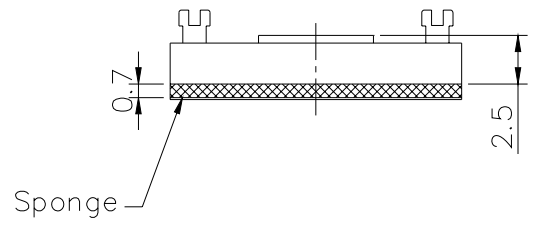
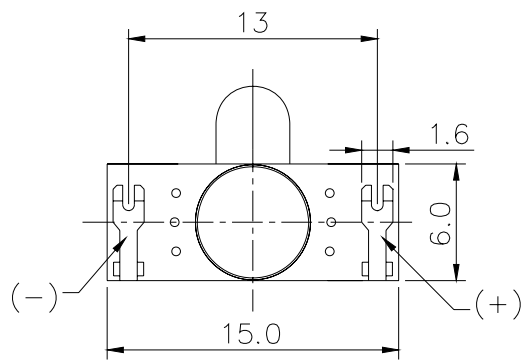
2.3 2Frequency Response Curve

X:1.0054kHz Y:113.20dB ZA:Live Curve TSR fund.

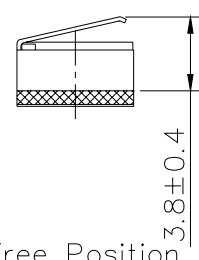


Mode: TSR

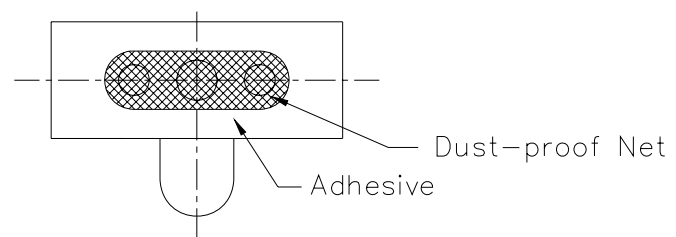




MAX Working Position



Free Position



TITLE: <i>DYNAMIC RECEIVER</i>		DRAWN: <i>Lily</i> 2006-06-21	SCALE: ***	SHEET: 1 of 1
PART NO. AR-150632RA-8P2-LF	1 REV	DESIGNED: R & D OF AAT	UNITS: mm	
DWG NO. DRE-1095		CHECKED:	TOLERANCE ± 0.2	
		APPROVAL:	UNLESS OTHERWISE SPECIFIED: ONE PLACE DECIMAL ± *** TWO PLACE DECIMAL ± *** THREE PLACE DECIMAL ± ***	
		MATERIAL: *****		



ADVANCED ACOUSTIC TECHNOLOGY CORPORATION

4. RELIABILITY TESTS

ITEMS.		SPECIFICATIONS
01	High temp. Test	Keep 96 hours at $+70^{\circ}\text{C} \pm 3^{\circ}\text{C}$ and leave 3 hours in normal temperature and then check
02	Low temp. Test	Keep 96 hours at $-20^{\circ}\text{C} \pm 3^{\circ}\text{C}$ and leave 3 hours in normal temperature and then check
03	Humidity test	Keep 96 hours at $+40^{\circ}\text{C} \pm 3^{\circ}\text{C}$ relative humidity 90% and leave 3 hours in normal temperature and then checked.
04	Temp./humidity cycle	<p>The part shall be subjected 5 cycles. One cycle shall be 12 hours and consist of;</p> <p style="text-align: center;"> 65°C $90 \sim 95 \% \text{ RH}$ 25°C 0.5hr 6hrs 0.5hr 5hrs </p>
05	Thermal Cycle Test.	Low temperature: $-40^{\circ}\text{C} \pm 3^{\circ}\text{C}$, temperature: $+70^{\circ}\text{C} \pm 3^{\circ}\text{C}$, cycle: 1 hour/cycle each, and then keep 5 cycles in a room.
06	Vibration	10~200~10Hz Sin-Wave Sweep 15min. 5G(Constant) X,Y, Z 3 direction. 2 hours each, total 6 hours.
07	Fix Drop test	Fix on Jig. then drop from 152cm height to the concrete floor X,Y, Z 6 direction. 5 times each, total 30 times.
08	Free Drop test	Free drop from 100cm height to the concrete floor X,y, z 6 direction. 1 times each, total 6 times.
09	Load test	Rated power white noise is applied for 96 hours
10	Max Power test	Max Power 1 min on – 2 min off 10 cycles.