

MESSRS.

SPECIFICATION FOR APPROVAL

承 認 書

Product	DYNAMIC SPEAKER
Part No.	AK-2808BB-16 (RoHS)
Customer Approval	
Customer Project	

Approved By	Checked By	Made By
		



Advanced Acoustic Technology Corporation
笠翔科技 // 常州笠翔电子有限公司



ISO 9001 Certified 號

ISO 14001 Certified

QS9000 Certified

Head Company / 2F, No.207, Sec. 6, Chung Shan N. Rd., Taipei, Taiwan

Tel: +886-2-8866-5255

Fax: +886-2-8866-5250

大陸總公司 / 中國江蘇省常州市新北區龍虎塘工業園新苑四路 89

Tel: +86-519-8511-2382

Fax: +86-519-8510-0908

[http:// www.aatc.com.tw](http://www.aatc.com.tw)

www.aatc.com.cn

EDITION:1.1

1.SPECIFICATION

AK-2808BB-16 (RoHS)

ITEM		SPECIFICATIONS	
01	Type	Dynamic speaker	
02	Dimension	External diameter 28 mm	
03	Rated Input Power	1.5 W	
04	Max. Input Power	2.0 W for 1 minute.	
05	Impedance	8ohm \pm 15% at 2 KHz	
06	Resonance Frequency (Fo)	500 Hz \pm 20% at Fo, 1V	
07	Sensitivity (S.P.L.)	81 dB(1W/0.5m) \pm 3 dB	at 1K~2K Hz.
		95dB(1W/0.1m) \pm 3 dB	
08	Frequency Range	Fo – 20K Hz	
09	Total Harmonics Distortion	Max 10 % at 1 KHz,1.5W.	
10	Voice Coil	Diameter 13.5 mm	
11	Magnet	Rare earth permanent (Nd-Fe-B) magnet Φ 12.5 \times 1.5mm	
12	Weight	7g \pm 0.5g	
13	Appearance	Should not exist any obstacle to be harmful to normal operation; damages, cracks, rusts and distortions, etc.	
14	Operation Test	Must be normal at program source 1.0W	
15	Buzz, Rattle, etc.	Should not be audible at 2.83V sine Wave between Fo to 20KHz	
16	Polarity	When positive voltage is applied to the terminal marked (+), diaphragm should move to the front.	
17	Terminal Strength	Capable of withstand 1kg load for 30 seconds without resulting in any damage or rejection.	
18	Temperature	Operating temperature: -20 $^{\circ}$ C to +60 $^{\circ}$ C	
		Storage temperature: -25 $^{\circ}$ C to +70 $^{\circ}$ C	

2.MEASURING METHOD

2-1 .Test Condition

STANDARD

Temperature : 15 ~ 35°C

Relative humidity : 45% ~ 85%,

Atmospheric pressure : 860mbar to 1060mbar.

JUDGEMENT

Temperature : 20±3°C

Relative humidity : 60% ~ 70%,

Atmospheric pressure : 860mbar to 1060mbar

2-2 . Standard Test Fixture

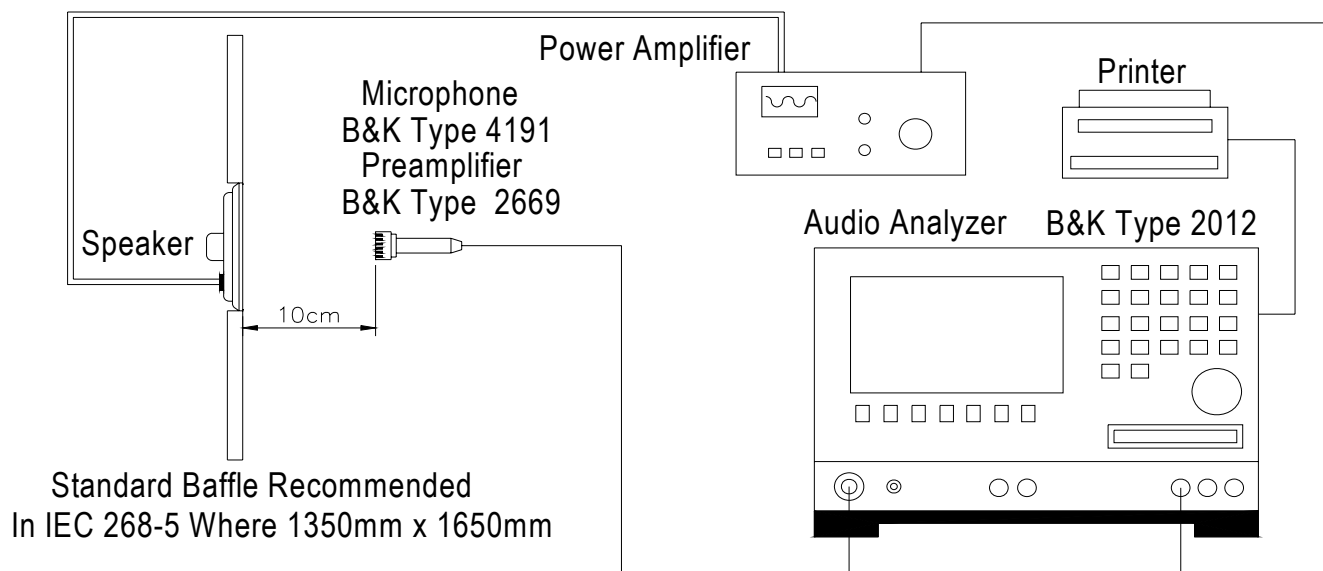
1.Input Power : 1.0W(2.83V)

2.Zero Level : -dB

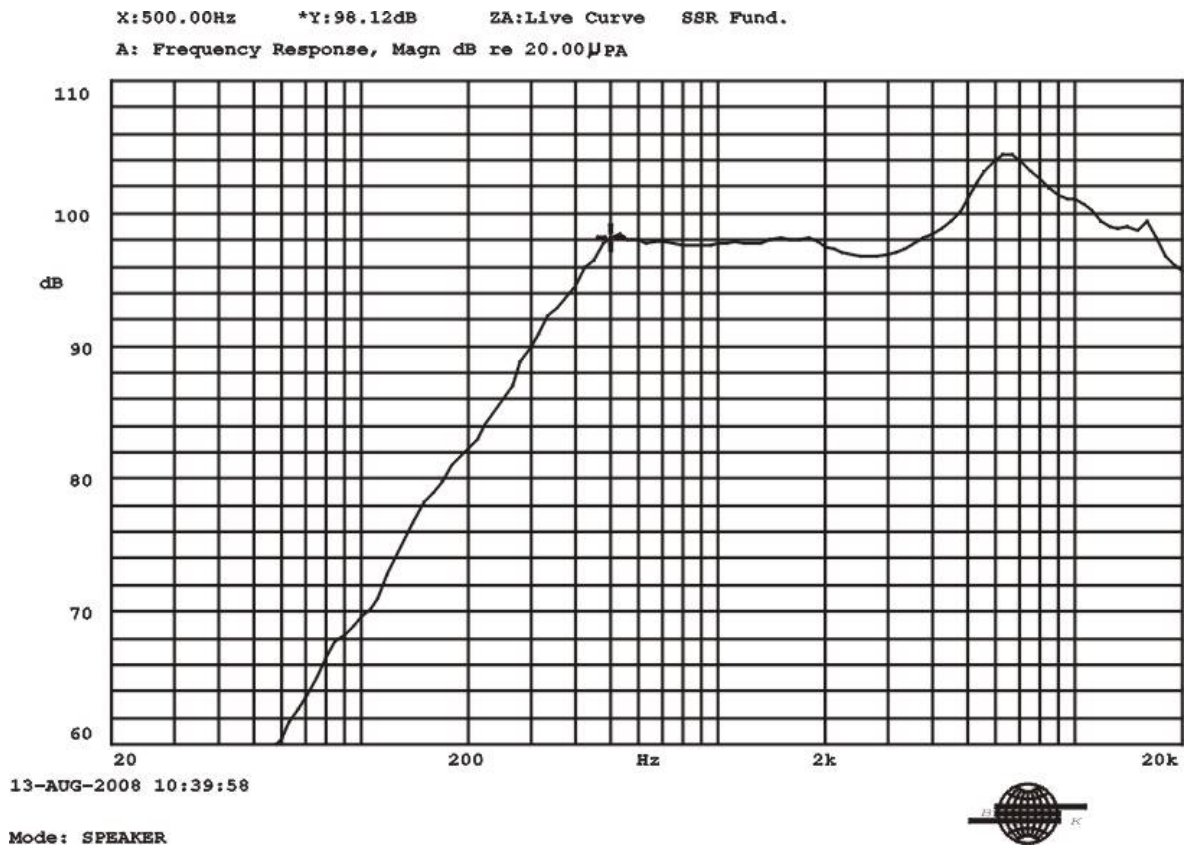
3.Mode : SPEAKER

4.potentiometer Range : 50dB

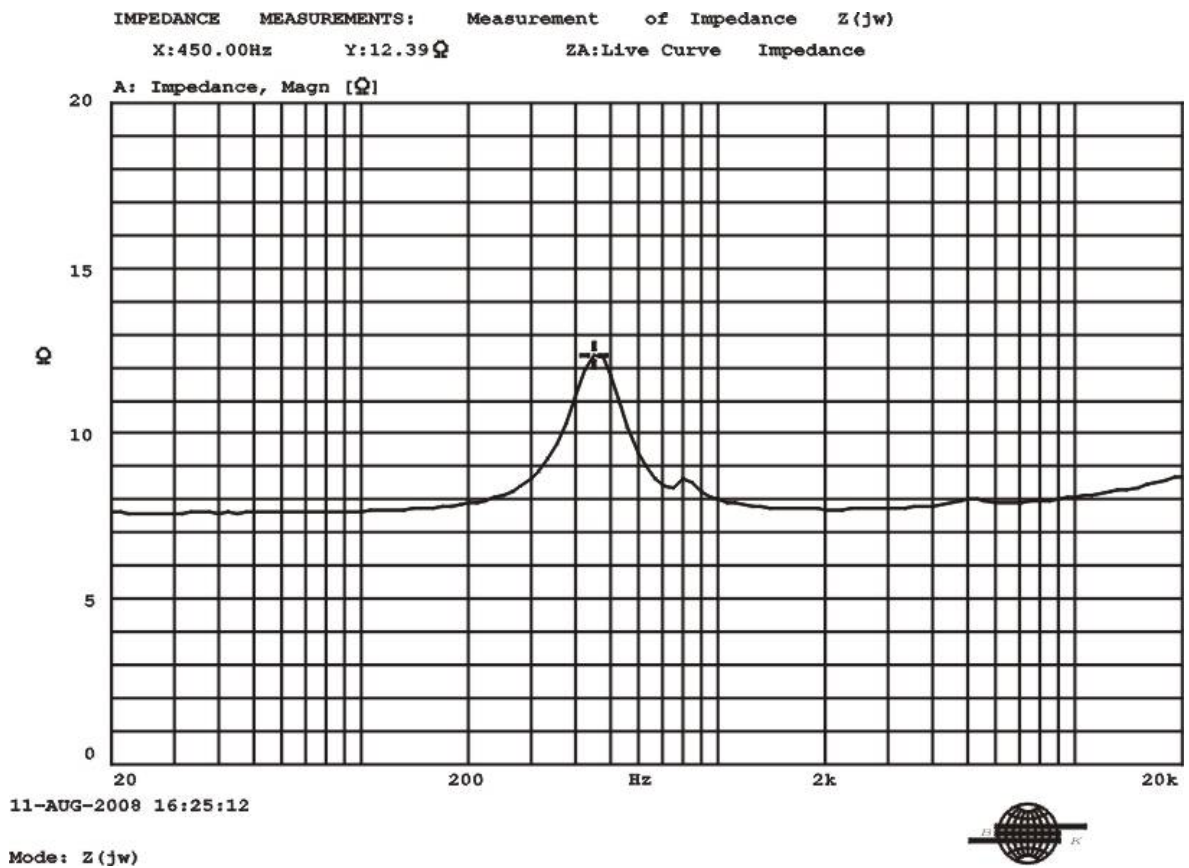
5.Sweep Time : 0.5sec

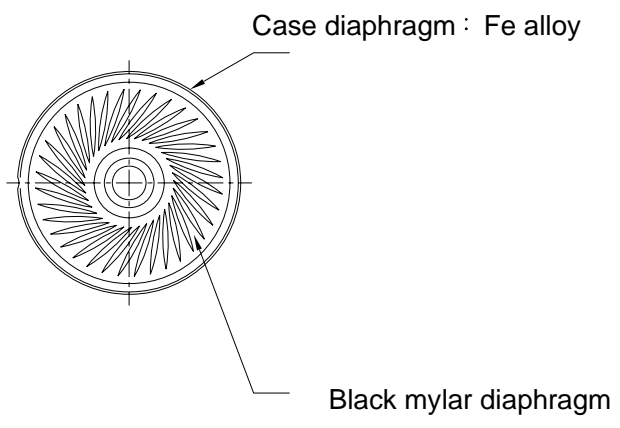
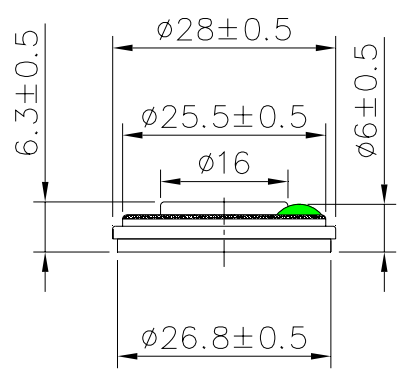
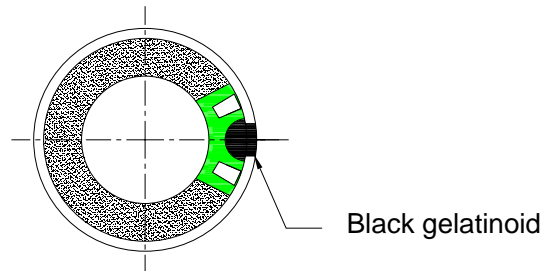


2-3. Frequency Response Curve



2-4. Impedance Curve





TITLE: DYNAMIC SPEAKER		DRAWN: Jason	2008-08-07	SCALE: 2:1	SHEET: 1 of 1
PART NO. AK-2808BB-16		DESIGNED: R&D OF AAT	UNITS: mm		
DWG NO. AK-08080701		CHECKED:	TOLERANCE ± 0.3		
		APPROVAL:	UNLESS OTHERWISE SPECIFIED: ONE PLACE DECIMAL ± *** TWO PLACE DECIMAL ± *** THREE PLACE DECIMAL ± ***		
		MATERIAL: *****			

4.RELIABILITY TESTS

Items.		Specifications
01	High temp. Test	Keep 96 hours at $+70^{\circ}\text{C}\pm 3^{\circ}\text{C}$ and leave 3 hours in normal temperature and then check
02	Low temp. Test	Keep 96 hours at $-25^{\circ}\text{C}\pm 3^{\circ}\text{C}$ and leave 3 hours in normal temperature and then check
03	Humidity test	Keep 96 hours at $+60^{\circ}\text{C}\pm 3^{\circ}\text{C}$ relative humidity 95% and leave 3 hours in normal temperature and then checked.
04	Temp./Humidity cycle	<p>The part shall be subjected 5 cycles. One cycle shall be 12 hours and consist of;</p>
05	Thermal cycle test.	Low temperature: $-25^{\circ}\text{C}\pm 3^{\circ}\text{C}$, temperature: $+70^{\circ}\text{C}\pm 3^{\circ}\text{C}$, cycle: 1 hour/cycle each, and then keep 5 cycles in a room.
06	Vibration	10~200~10Hz sin-wave sweep 15min. 5G(constant) X,Y, Z 3 direction. 2 hours each, total 6 hours.
07	Fix drop test	Fix on jig. Then drop from 152cm height to the concrete floor X,y, z 6 direction. 5 times each, total 30 times.
08	Free drop test	Free drop from 100cm height to the concrete floor X,Y, Z 6 direction. 1 times each, total 6 times.
09	Load test	Rated Power White noise is applied for 96 hours
10	Max Power test	Max power 1 min. on - 2 min. off 10 cycles.
11	Terminal strength test	Capable of withstand 1kg load for 30 seconds without resulting in any damage or rejection.
<p>Criterion :</p> <p>After these test , the change of S.P.L shall be within ± 3 dB</p>		

SOLDERING CONDITION

Recommend using constant branding iron in 30W, and in temperature range $350\pm 10^{\circ}\text{C}$.

Soldering time 2 seconds.